

ANALYSIS

April 18, 2016

PRODUCER PRICE INDICES IN Q1 2016

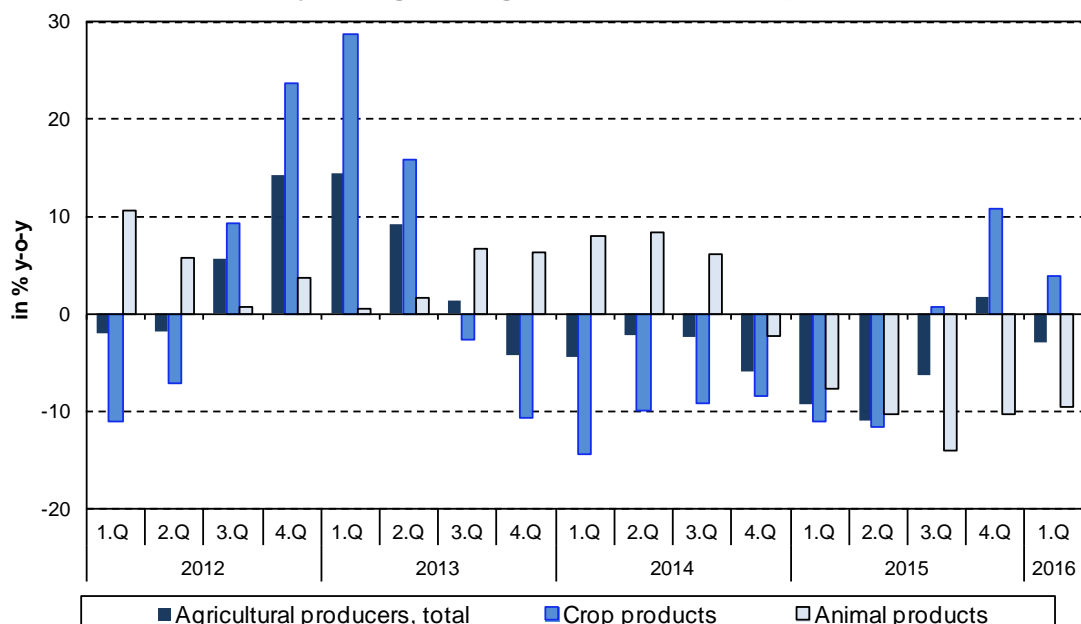
In Q1 2016, compared to Q4 2015, agricultural producer prices and industrial producer prices were both lower by 2.7% and 2.5%, respectively. Prices of market services were also lower by 0.7%. Construction work prices, according to an estimate were higher by 0.3%.

In comparison with Q1 2015, prices of agricultural producers fell by 2.9% and prices of industrial producers went down by 4.0% in Q1 2016. Prices of market services also decreased by 0.1%. Construction work prices, according to an estimate grew by 1.3%.

Compared to Q4 2015, agricultural producer prices went down by 2.7% in Q1 2016. Decreasing were prices of pigs for slaughter (-9.4%), fruit (-5.4%), eggs (-3.8%), cereals (-2.3%) and poultry (-2.1%). Increasing were prices of vegetables (+3.1%) and potatoes (+7.7%).

Prices of agricultural producers in Q1 2016 compared to Q1 2015 decreased by 2.9%. Prices of crop products grew by 3.9% and prices of animal products fell by 9.5%. Higher prices in crop products were mainly affected by prices of vegetables (+81.3%), potatoes (+55.0%), fruit (+5.3%) and oil plants (+4.7%). Lower were prices of cereals by 2.2%. Among animal products prices decreases were recorded in milk (-15.9%), eggs (-8.0%), pigs for slaughter (-7.5%) and poultry (-1.9%). Increasing were prices of cattle for slaughter by 0.8%.

Y-o-y changes of agricultural producer prices



Information Services Unit – Headquarters

Are you interested in the latest data connected with inflation, GDP, population, wages and much more?

You can find them on pages of the Czech Statistical Office on the Internet: www.czso.cz

tel: +420 274 052 304, e-mail: infoservis@czso.cz

ANALYSIS

In comparison with **Q4 2015**, prices of **industrial producers** decreased by 2.5% in **Q1 2016**. Prices were lower primarily in 'coke, refined petroleum products'. Prices fell in 'mining and quarrying' (-5.4%), 'electricity, gas, steam and air conditioning' (-4.0%) and 'basic metals, fabricated metal products' (-2.0%). Lower were prices also in 'food products, beverages, tobacco' (-0.8%). Prices increased in 'basic pharmaceutical products' (+0.7%) and 'water supply, sewerage, waste management and remediation services' (+0.5%).

Industrial producer price indices

Code	Name	2015			2016
		previous quarter = 100			
		Q2	Q3	Q4	Q1
	TOTAL	101,0	98,8	98,8	97,5
B	Mining and quarrying	100,3	99,1	99,5	94,6
C	Manufactured products	101,2	98,5	98,3	97,9
CA	Food products, beverages, tobacco	100,0	99,8	99,1	99,2
CB	Textiles, clothes, leather and leather products	99,5	100,5	100,1	99,7
CC	Wood, wood product, paper, printing	99,7	99,5	100,0	99,8
CD	Coke, refined petroleum products	i.d.	i.d.	i.d.	i.d.
CE	Chemicals and chemical products	109,8	96,8	94,3	98,2
CF	Basic pharmaceutical products	99,5	99,5	99,5	100,7
CG	Rubber and plastic prod., other non-metallic min. prod.	99,9	100,0	99,7	99,6
CH	Basic metals, fabricated metal products	99,2	98,9	98,2	98,0
CI	Computer, electronic and optical products	99,1	99,2	100,1	100,4
CJ	Electrical equipments	100,2	98,8	99,2	99,1
CK	Machinery and equipment n.e.c.	100,0	99,9	99,8	100,4
CL	Transport equipment	99,0	99,4	99,9	99,0
CM	Furniture, other manufactured product	100,0	99,9	100,2	99,9
D	Electricity, gas, steam and air conditioning	99,9	100,0	100,1	96,0
E	Water supply, sewerage, waste manag. and rem. serv.	100,0	100,0	100,0	100,5

Note: i.d. - individual data

Prices of **industrial producers** decreased by 4.0% in **Q1 2016 y-o-y**. Prices fell particularly in 'coke, refined petroleum products'. Prices were lower in 'mining and quarrying' (-6.4%), 'basic metals, fabricated metal products' (-5.5%) and 'electricity, gas, steam and air conditioning' (-4.1%). Prices went down in 'food products, beverages, tobacco' (-1.9%). Prices increased in 'water supply, sewerage, waste management and remediation services' (+0.5%) and 'machinery and equipment n.e.c.' (+0.1%).

Information Services Unit – Headquarters

Are you interested in the latest data connected with inflation, GDP, population, wages and much more?

You can find them on pages of the Czech Statistical Office on the Internet: www.czso.cz

tel: +420 274 052 304, e-mail: infoservis@czso.cz

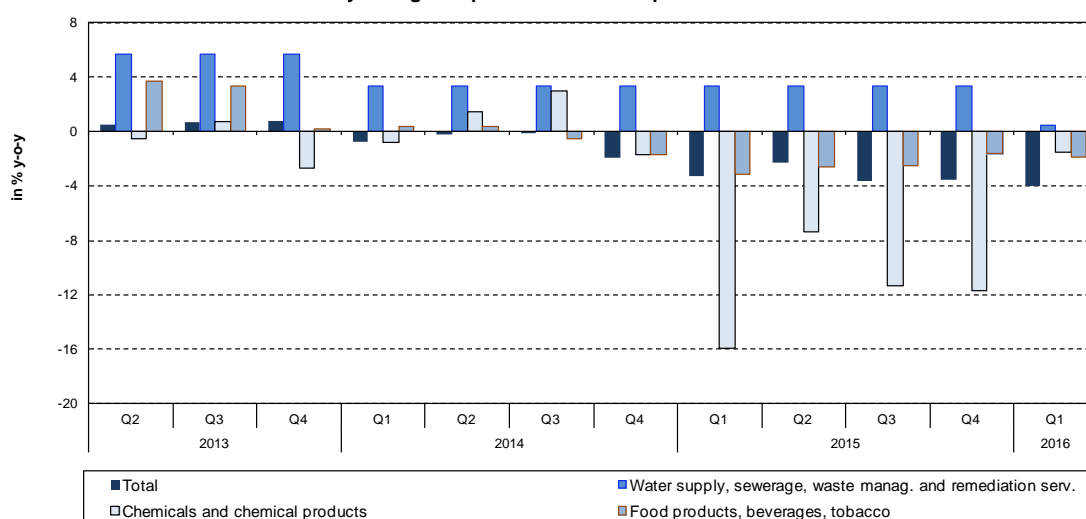
ANALYSIS

Industrial producer price indices

Code	Name	Corresponding period of the previous year = 100				
		2015	2016			
		Q4	January	February	March	Q1
	TOTAL	96,5	96,6	96,0	95,5	96,0
B	Mining and quarrying	99,2	93,4	93,9	93,5	93,6
C	Manufactured products	95,7	96,7	95,9	95,4	96,0
CA	Food products, beverages, tobacco	98,4	98,4	98,5	97,5	98,1
CB	Textiles, clothes, leather and leather products	100,0	100,3	99,5	99,8	99,9
CC	Wood, wood product, paper, printing	99,4	99,1	99,2	99,0	99,1
CD	Coke, refined petroleum products	i.d.	i.d.	i.d.	i.d.	i.d.
CE	Chemicals and chemical products	88,3	99,2	99,9	96,3	98,5
CF	Basic pharmaceutical products	99,5	99,1	99,2	99,6	99,3
CG	Rubber and plastic products, other non-metallic min. products	99,1	99,1	99,4	99,2	99,3
CH	Basic metals, fabricated metal products	96,1	94,9	94,2	94,2	94,5
CI	Computer, electronic and optical products	99,2	98,4	99,1	99,1	98,9
CJ	Electrical equipments	97,9	97,2	97,1	97,3	97,2
CK	Machinery and equipment n.e.c.	99,8	100,3	100,0	100,0	100,1
CL	Transport equipment	98,5	97,4	97,2	97,8	97,5
CM	Furniture, other manufactured products	101,6	100,0	99,9	100,1	100,0
D	Electricity, gas, steam and air conditioning	99,1	96,0	95,9	95,9	95,9
E	Water supply, sewerage, waste manag. and remediation serv.	103,4	100,5	100,5	100,5	100,5

Note: i.d. - individual data

Y-o-y changes of prices of industrial producers



Information Services Unit – Headquarters

Are you interested in the latest data connected with inflation, GDP, population, wages and much more?

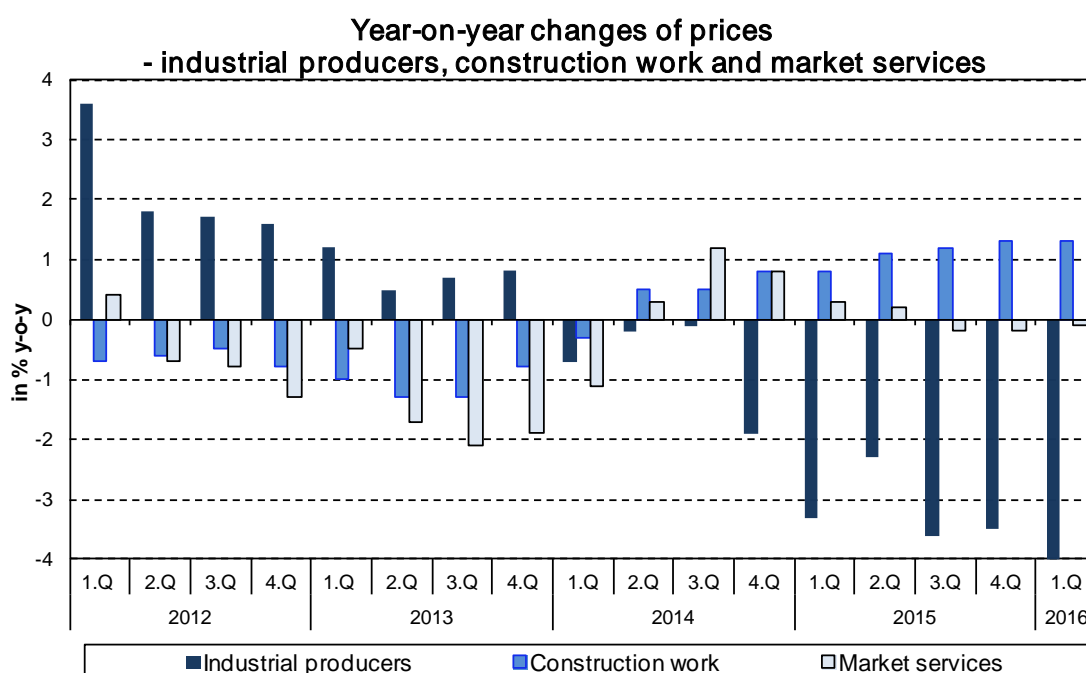
You can find them on pages of the Czech Statistical Office on the Internet: www.czso.cz

tel: +420 274 052 304, e-mail: infoservis@czso.cz

ANALYSIS

According to an estimate, **construction work** prices in **Q1 2016** compared to **Q4 2015** (after specification) were higher by 0.3%, prices of construction material input were lower by 0.5% quarter-on-quarter.

According to an estimate, **construction work** prices in **Q1 2016** compared to **the corresponding period of 2015** (after specification) rose by 1.3%, prices of construction material input fell by 1.4% y-o-y.



In comparison to **Q4 2015**, prices of **market services** went down by 0.7% in **Q1 2016**. Lower were especially prices of 'advertising and market research services' (-9.1%), 'insurance, reinsurance and pension funding services, except compulsory social security' (-2.2%) and 'publishing services' (-0.4%). Higher were prices of 'architectural and engineering services' (+0.9%) and 'computer programming, consultancy and related services' (+0.8%). Prices of market services excluding advertising services stayed unchanged.

In **Q1 2016**, prices of **market services** fell by 0.1% in total compared to **Q1 2015**. Price decreases were recorded in 'insurance services' (-3.1%), 'land transport services and transport services via pipelines' (-1.3%) and 'real estate services' (-0.9%). Higher prices were in 'architectural and engineering services' (+3.3%), 'postal and courier services' (+2.2%) and 'publishing services' (+0.8%). Prices of market services excluding advertising services decreased by 0.1%.

Information Services Unit – Headquarters

Are you interested in the latest data connected with inflation, GDP, population, wages and much more?

You can find them on pages of the Czech Statistical Office on the Internet: www.czso.cz

tel: +420 274 052 304, e-mail: infoservis@czso.cz

ANALYSIS

Text not edited for language.

Contact:

Ing. Miloslav Beranek

E-mail: miloslav.beranek@czso.cz

Phone: (+420) 274 052 665

Information Services Unit – Headquarters

Are you interested in the latest data connected with inflation, GDP, population, wages and much more?

You can find them on pages of the Czech Statistical Office on the Internet: www.czso.cz

tel: +420 274 052 304, e-mail: infoservis@czso.cz