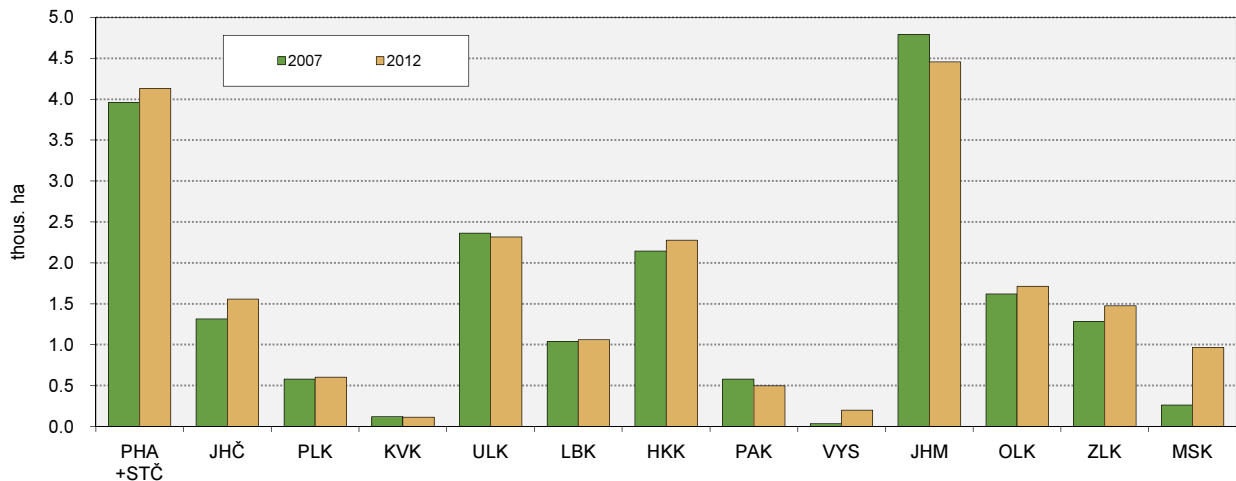


3-10. Fruit orchard area by region in 2007 and 2012

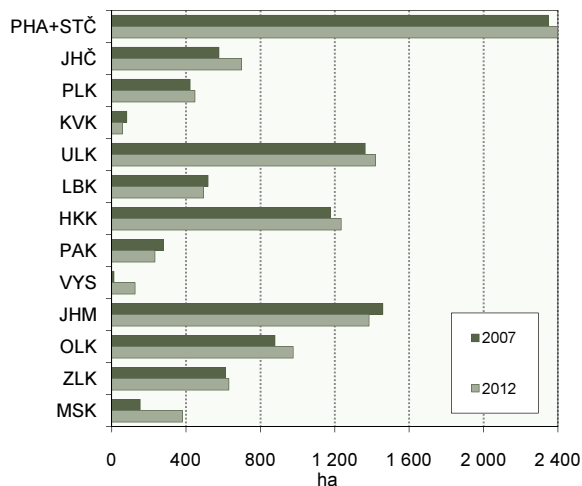
ha

	Orchard area, total		in which					
			Apple trees		Pear trees		Peach trees	
	2007	2012	2007	2012	2007	2012	2007	2012
Czech Republic	20 077.09	21 346.53	9 891.81	10 487.01	714.83	1 025.96	1 148.15	761.38
region:								
Hl. m. Praha and Středočeský	3 958.83	4 129.35	2 349.51	2 399.16	127.44	213.22	158.10	118.02
Jihočeský	1 313.23	1 556.55	577.29	699.66	30.90	32.09	0.69	0.41
Plzeňský	575.84	600.48	423.29	448.50	8.46	15.64	0.74	0.60
Karlovarský	119.04	113.57	82.06	58.66	0.56	3.05	-	-
Ústecký	2 362.32	2 313.80	1 364.48	1 419.77	268.35	241.61	35.45	35.22
Liberecký	1 037.48	1 057.58	519.45	494.26	19.19	36.74	0.03	0.16
Královéhradecký	2 144.58	2 275.19	1 178.48	1 234.35	83.93	116.52	30.75	30.85
Pardubický	579.21	495.38	278.71	233.12	27.15	18.05	1.95	0.58
Vysočina	32.90	198.50	13.19	125.87	1.45	2.30	0.77	0.77
Jihomoravský	4 790.00	4 454.74	1 459.23	1 385.62	77.34	88.79	877.00	550.53
Olomoucký	1 619.72	1 712.65	878.49	976.52	43.24	47.01	12.88	7.82
Zlínský	1 283.46	1 474.09	613.51	630.34	21.66	36.87	29.54	13.77
Moravskoslezský	260.48	964.65	154.12	381.18	5.16	174.07	0.25	2.65

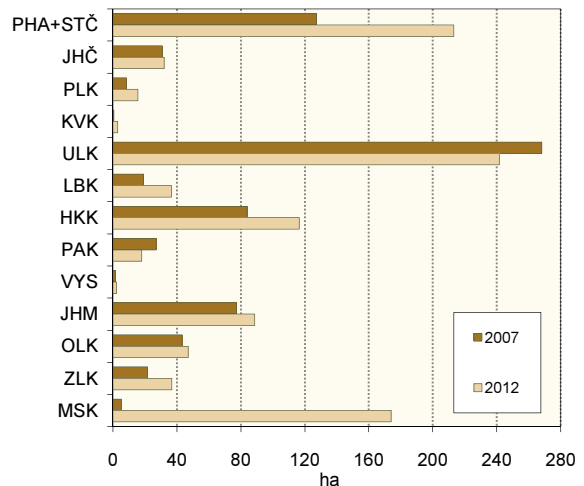
FRUIT ORCHARD AREA



APPLE ORCHARDS



PEAR ORCHARDS



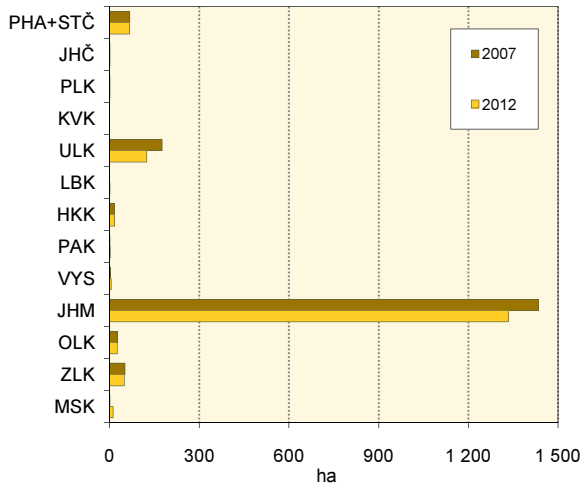
3-10. Fruit orchard area by region in 2007 and 2012

Continued

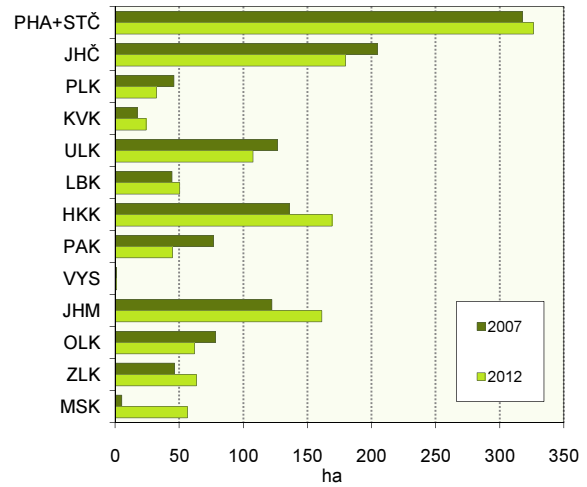
ha

	in which							
	Apricot trees		Cherry trees		Sour cherry trees		Plum trees	
	2007	2012	2007	2012	2007	2012	2007	2012
Czech Republic	1 778.06	1 636.88	1 221.70	1 278.17	2 003.92	1 857.82	1 779.09	2 545.10
region:								
Hl. m. Praha and Středočeský	67.45	66.19	317.75	326.24	518.32	448.63	167.08	194.16
Jihočeský	0.48	0.50	204.33	179.68	189.21	197.23	90.70	250.98
Plzeňský	0.22	0.25	45.88	32.23	19.04	17.58	64.83	68.69
Karlovarský	-	-	17.23	24.13	4.15	5.37	14.97	22.05
Ústecký	175.61	124.11	126.70	107.64	193.91	170.70	127.41	129.49
Liberecký	0.00	1.04	44.41	50.45	128.87	142.79	84.33	88.49
Královéhradecký	15.99	16.22	135.76	169.30	286.04	208.06	151.13	219.51
Pardubický	0.29	1.91	76.62	44.69	35.93	19.84	66.38	96.26
Vysočina	3.33	5.08	1.16	1.18	4.91	5.15	6.34	14.59
Jihomoravský	1 435.33	1 334.77	122.22	161.21	432.75	387.56	287.94	362.65
Olomoucký	27.33	25.64	78.24	61.88	156.78	143.99	209.69	272.82
Zlínský	51.95	49.07	46.36	63.27	32.68	38.12	470.51	619.91
Moravskoslezský	0.08	12.10	5.04	56.27	1.33	72.80	37.78	205.50

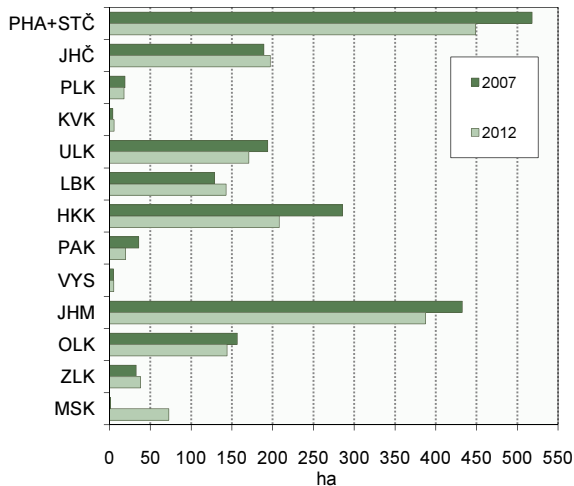
APRICOT ORCHARDS



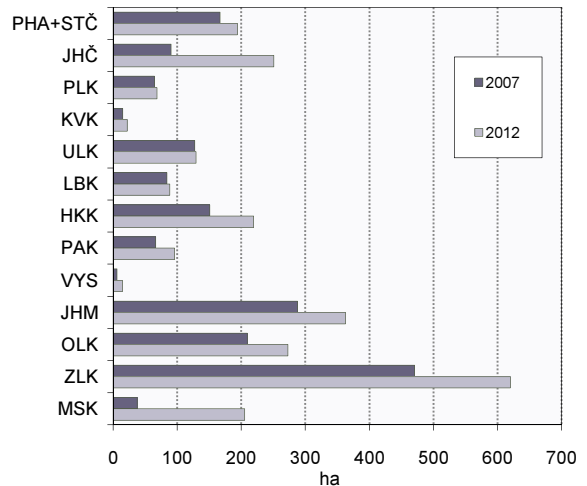
CHERRY ORCHARDS



SOUR CHERRY ORCHARDS



PLUM ORCHARDS



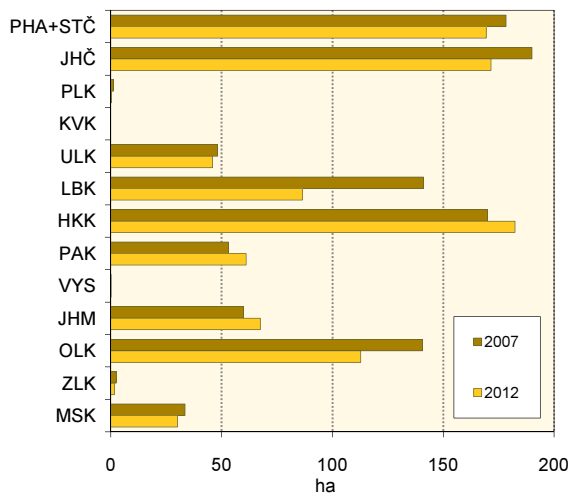
3-10. Fruit orchard area by region in 2007 and 2012

Continued

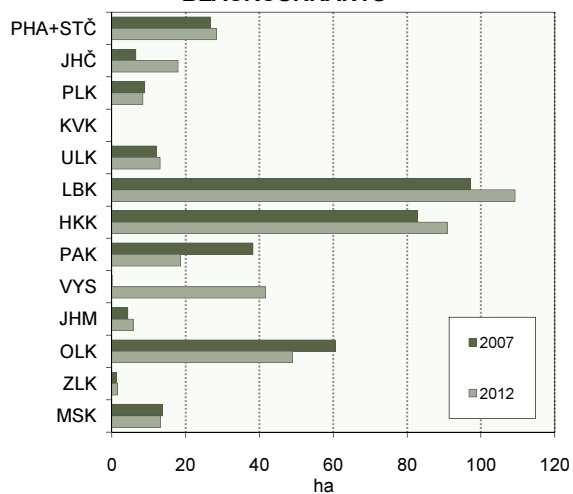
ha

	in which							
	Walnut trees		Hazelnut bushes		Almond trees		Currant bushes	
	White							
	2007	2012	2007	2012	2007	2012	2007	2012
Czech Republic	83.20	225.32	17.36	39.01	0.76	2.29	22.63	7.90
region:								
Hl. m. Praha and Středočeský	20.06	32.30	14.38	14.48	i. d.	i. d.	-	.
Jihočeský	2.51	1.00	1.37	0.28	.	-	16.54	2.19
Plzeňský	2.66	8.05	0.14	0.13	-	-	-	.
Karlovarský	0.07	0.17	-	0.14	-	-	-	-
Ústecký	2.98	18.89	.	i. d.	.	-	3.62	i. d.
Liberecký	1.14	45.79	-	0.21	-	i. d.	1.77	1.78
Královéhradecký	2.53	4.29	0.37	0.22	-	-	0.35	.
Pardubický	0.29	0.97	0.12	i. d.	-	-	.	-
Vysočina	1.68	1.57	.	i. d.	-	-	.	-
Jihomoravský	32.14	84.85	-	21.07	0.51	2.22	.	0.07
Olomoucký	2.13	1.96	.	0.05	-	.	0.24	i. d.
Zlínský	12.48	16.73	0.37	0.75	.	.	-	0.21
Moravskoslezský	2.53	8.75	0.56	1.61	-	-	0.06	0.03

RED CURRANTS



BLACKCURRANTS



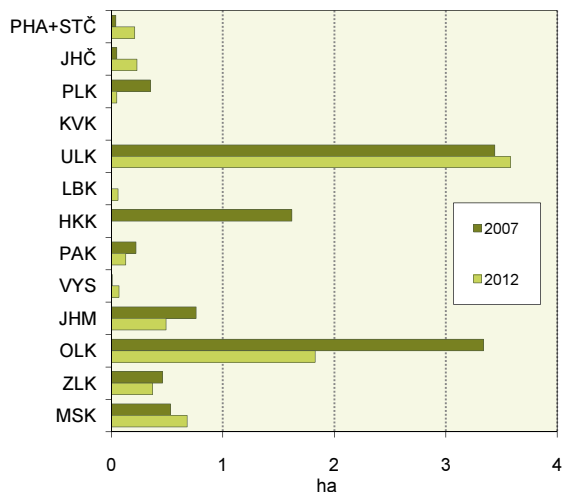
3-10. Fruit orchard area by region in 2007 and 2012

End of table

ha

	in which									
	Currant bushes				Gooseberry bushes		Blackberry bushes		Raspberry bushes	
	Red		Black		2007	2012	2007	2012	2007	2012
	2007	2012	2007	2012						
Czech Republic	1 018.42	929.26	352.55	398.05	10.82	7.70	1.66	3.15	32.13	141.53
region:										
Hl. m. Praha and Středočeský	178.36	169.38	26.68	28.40	0.04	0.21	i. d.	1.60	12.46	117.32
Jihočeský	190.01	171.53	6.54	17.98	0.05	0.23	-	.	2.60	2.74
Plzeňský	1.19	0.24	8.96	8.48	0.35	0.05	-	i. d.	0.08	0.03
Karlovarský	-	.	-	-	-	-	-	-	-	-
Ústecký	48.16	45.99	12.17	13.16	3.44	3.58	-	-	-	i. d.
Liberecký	141.08	86.52	97.21	109.26	-	0.06	-	i. d.	-	i. d.
Královéhradecký	169.90	182.41	82.75	90.89	1.62	-	.	i. d.	4.91	2.55
Pardubický	53.19	61.11	38.28	18.68	0.22	i. d.	-	-	0.06	-
Vysočina	.	i. d.	.	41.65	.	i. d.	-	-	.	i. d.
Jihomoravský	59.90	67.46	4.34	5.85	0.76	0.49	0.46	0.97	0.06	0.63
Olomoucký	140.58	112.76	60.51	48.89	3.34	1.83	-	0.15	6.25	11.32
Zlínský	2.48	1.63	1.26	1.63	0.46	0.37	-	0.18	0.18	1.22
Moravskoslezský	33.56	30.13	13.84	13.18	0.53	0.68	0.13	0.16	5.51	5.54

GOOSEBERRIES



RASPBERRIES

