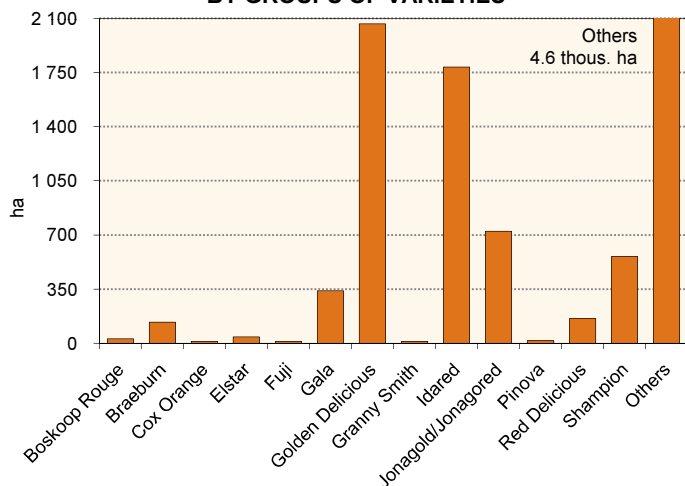


1-4. Apple trees: orchard area by groups of varieties and by plantation age

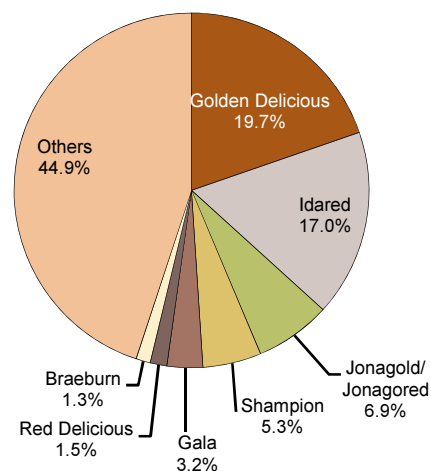
ha

	Orchard area, total	in which by tree age			
		0–4 years	5–14 years	15–24 years	25 years and over
Apple trees, total	10 487.01	1 769.61	2 194.69	2 059.74	4 463.01
in which groups of varieties:					
Boskoop Rouge	29.16	0.16	11.43	1.86	15.71
Braeburn	136.95	88.04	20.98	27.91	.
Cox Orange	13.17	-	0.16	1.12	11.89
Elstar	41.88	-	2.30	33.72	5.86
Fuji	13.30	0.26	6.03	7.01	-
Gala	339.64	111.26	200.62	25.67	2.09
Golden Delicious	2 065.52	256.87	639.52	239.87	929.26
Granny Smith	11.88	.	1.24	5.02	5.61
Idared	1 786.40	128.30	161.84	474.90	1 021.35
Jonagold/Jonagored	724.84	195.95	330.77	169.09	29.04
Pinova	16.34	i. d.	7.27	9.05	.
Red Delicious	160.21	4.07	5.48	6.21	144.45
Shampion	560.65	114.86	78.77	178.29	188.73
Others	4 587.07	869.81	728.28	880.02	2 109.00

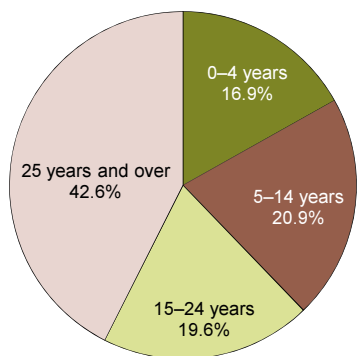
APPLE ORCHARDS BY GROUPS OF VARIETIES



STRUCTURE OF GROUPS OF APPLE VARIETIES PLANTED



AGE STRUCTURE OF APPLE TREES



APPLE ORCHARDS BY TREE AGE

