

A ICT Infrastructure

Data sources:

- **Czech Telecommunication Office (ČTU)** – data of Fixed and Mobile telephone subscribers and Internet subscribers in Czech republic.
- **World Telecommunication Indicators database (ITU)** – International data comparison of Fixed and Mobile subscribers and Fixed Internet subscribers.
- **OECD** – International data comparison of Broadband subscribers.

Definitions:

- **Fixed telephone subscribers** – number of contract subscribers
- **Mobile phone subscribers** – number of active SIM cards.
- **Pre-paid cards** – customer prepay credit; all services are paid in advance.
- **Post-paid (contract) subscribers** – customer has a contract with operator and paid fixed payment tariff.
- **Internet subscribers** – the total number of clients that use at least one service of Internet (any internet access, except for mobile networks, via individual internet access providers). The client is a natural or legal person connected to a complex global computer network; the person uses Internet access services based on a contract signed with an Internet service provider (ISP). Internet cafés, public information terminals, etc. also belong among the Internet subscribers.
- **Broadband** – ADSL, Cable TV, wireless and other types of access with speed connection 256 kb/s and more
- **XDSL** – digital Subscriber Line. DSL technologies are designed to increase bandwidth available over standard copper telephone wires.
- **CATV (Cable TV)** – a cable modem uses cable TV lines for connecting to the Internet.
- **Other Broadband** – other than xDSL or CATV

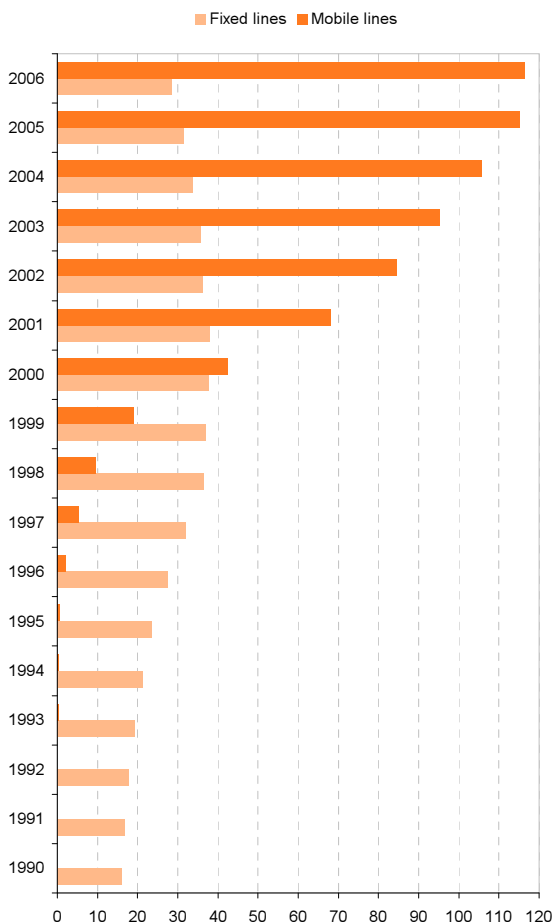
A ICT infrastructure

Table A1 Telephone subscribers

in thousands

	2003	2005	2006
Main fixed telephone lines	3 626	3 217	2 888
residential	2 456	2 130	1 854
business	1 142	1 055	958
others	28	32	76
Mobile telephone lines (active SIM cards)	10 783	11 776	12 729
pre-paid cards subscribers	7 733	7 834	7 772
post-paid (contract) subscribers	3 049	3 942	4 957

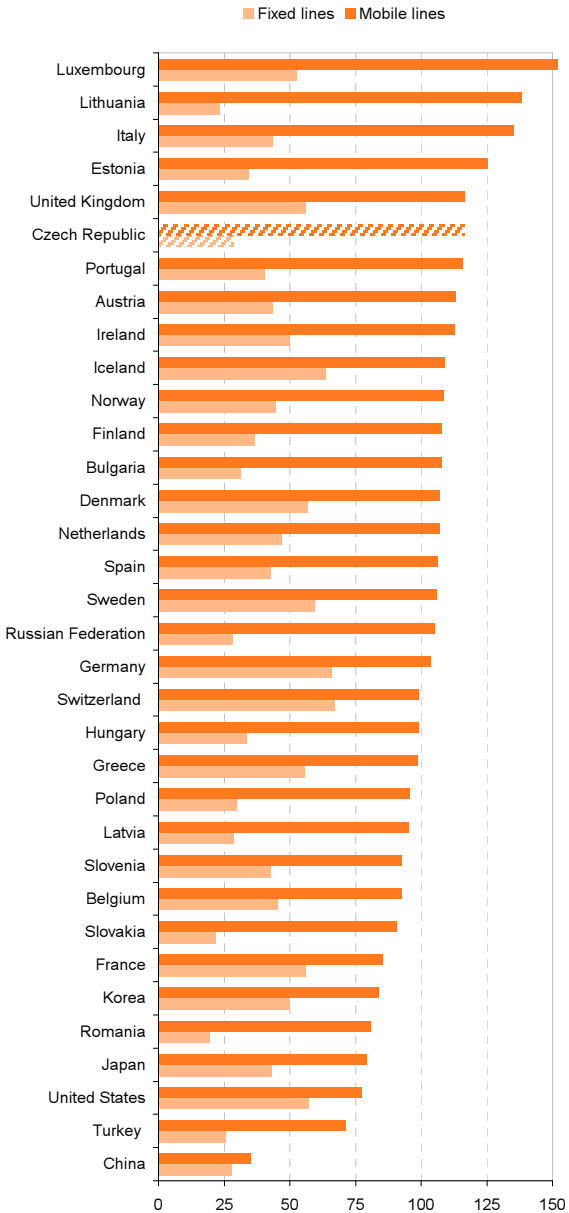
Figure A1 Telephone subscribers per 100 inhabitants



Source: Czech Telecommunication Union

A ICT infrastructure

Figure A2 Telephone subscribers per 100 inhabitants, 2006

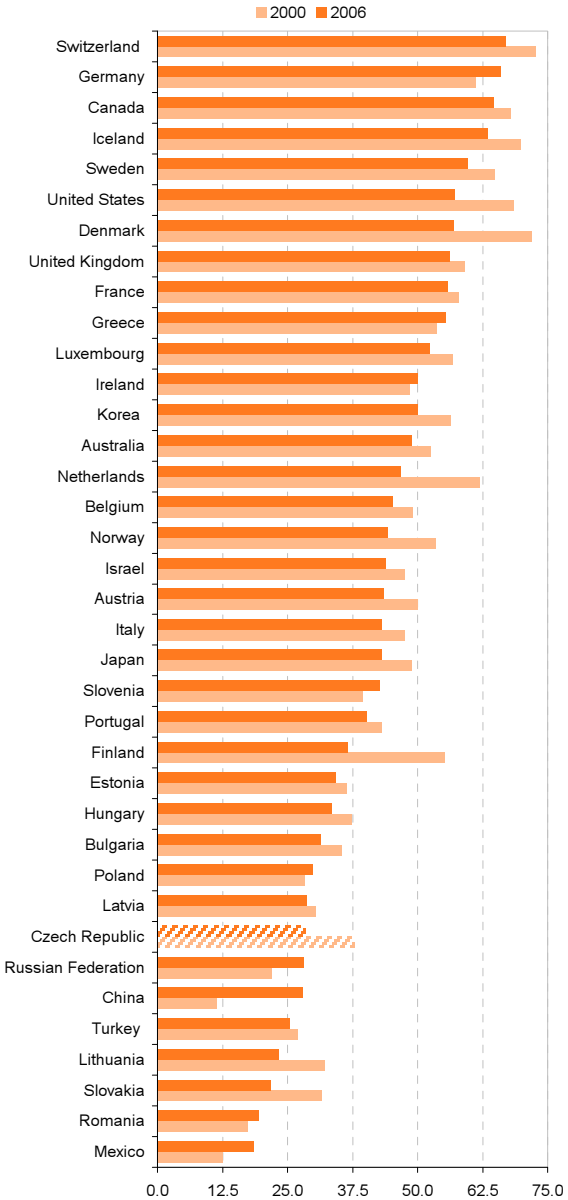


Note: Italy, Russia, Netherlands - 2005 data

Source: ITU, World Telecommunication Indicators database

A ICT infrastructure

Figure A3 Fixed telephone subscribers per 100 inhabitants

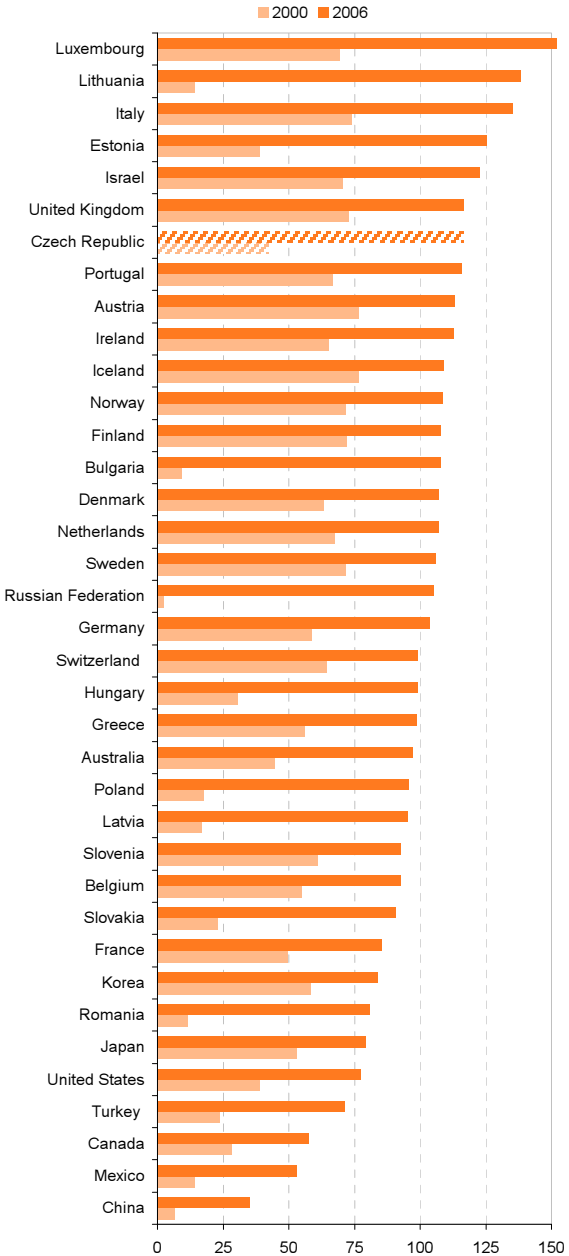


Note: Italy, Russia, Netherlands - 2005 data

Source: ITU, World Telecommunication Indicators database

A ICT infrastructure

Figure A4 Mobile phone subscribers per 100 inhabitants



Source: ITU, World Telecommunication Indicators database

A ICT infrastructure

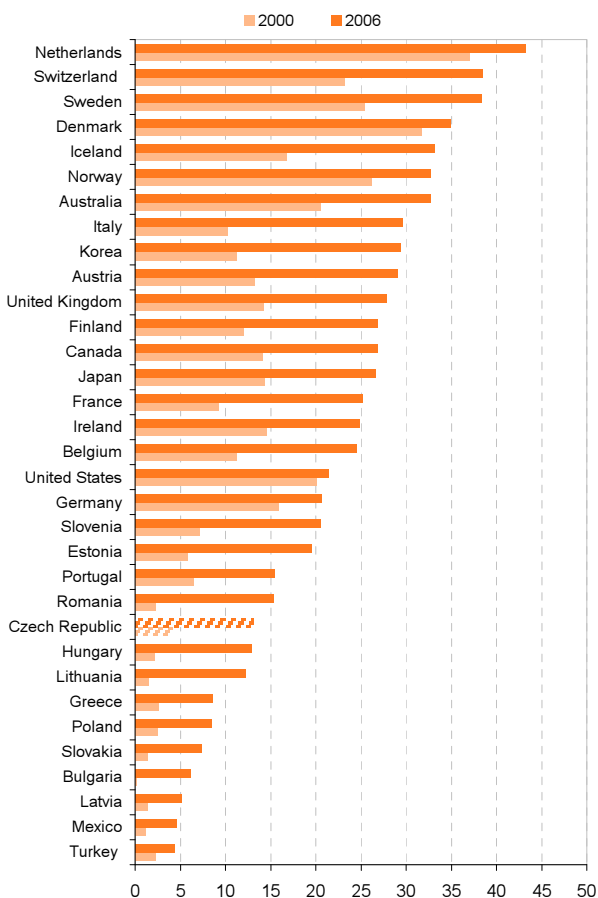
Table A2 Internet subscribers

in thousands

	2005	2006	2007
Internet subscribers, total		1 405	1 760
of which broadband subscribers	n.a.	1 098	1 625
xDSL (ADSL) subscribers	268	470	613
Cable TV subscribers	142	230	309
Fixed wireless subscribers (FWA, Wi-fi, etc)	n.a.	136	520
Broadband subscribers via mobile networks	n.a.	261	184

Source: Czech Telecommunication Union

Figure A5 Internet subscribers per 100 inhabitants



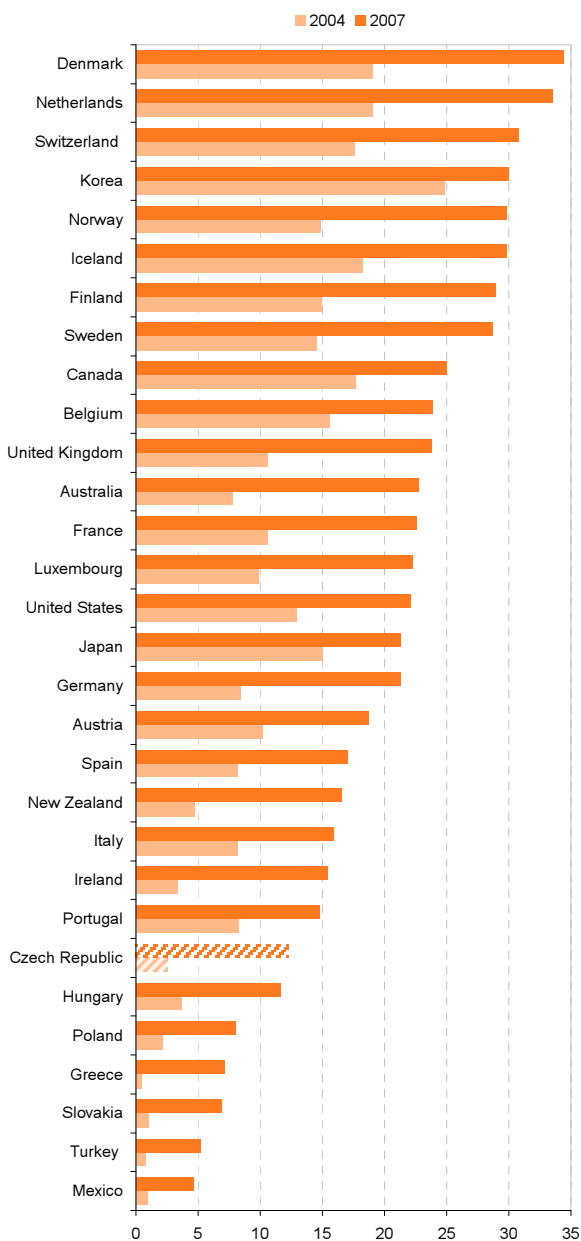
Note: Finland, Italy, the Netherlands - year 2004 instead of 2006

Japan, United States, Germany - year 2003 instead of 2006

Source: ITU, World Telecommunication Indicators database

A ICT infrastructure

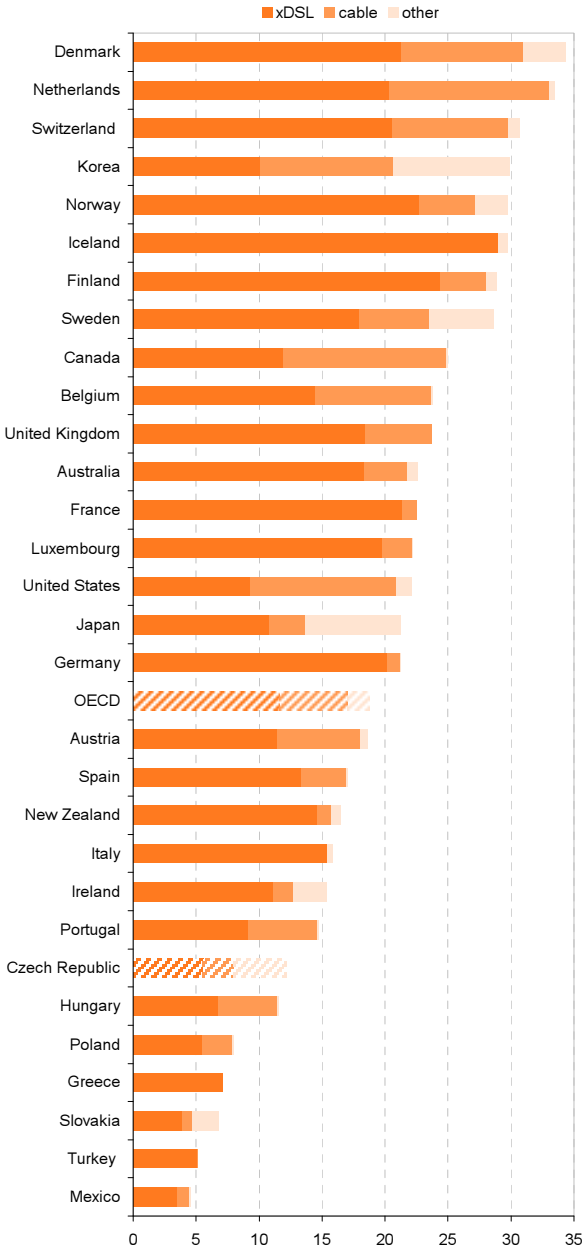
Figure A6 Broadband subscribers per 100 inhabitants



Source: OECD

A ICT infrastructure

Figure A7 Broadband subscribers per 100 inhabitants by technology, June 2007



Source: OECD