

G Health establishments

Since 2003 the Czech Statistical Office (CZSO) in cooperation with the Institute of Health Information and Statistics of the Czech Republic (IHIS CR) has used results from a **short module related to ICT usage in the health-care facilities** as a main data source for measuring development of eHealth in the Czech Republic. This module is conducted annually as part of a mandatory yearly statement on employers, employees and other contracted workers.

Notes:

Reference period: End of the monitored year for ICT equipment of health establishments and entire reference year for internet activities undertaken by independent physicians.

Target population: All health care facilities and providers in the Czech Republic. However, in this chapter, data are published only for practices of independent physicians and pharmacies. In 2010, the most recent period of data available, a total of 19 823 practices of independent physicians were surveyed. The response rate reached 89 % for practices of independent physicians.

Available breakdowns: Data on the use of Internet and web sites by independent physicians are available by their type of practice.

Definitions:

- **Broadband** – see definition in Chapter A of this publication
- **GPs** – general practitioner
- **Electronic health record** is the use of internet-based medical documentation.
- **Online appointment system** offers the possibility to make appointments through the health establishment's website, using online form (e-mail is not included).
- **Online consultation** offers the possibility to ask health-related questions, which the health establishment answers by e-mail or may publish the response on its website.

Detailed regional breakdown data on ICT in health establishments can be found in chapter 18 of each **Regional yearbook**.

<http://www.czso.cz/eng/edicniplan.nsf/aktual/ep-1#10>

Information about **individuals reporting seeking health related information on the Internet** is available from the annual statistical survey conducted by the CZSO titled: **"Sample Survey on ICT Use in Households and by Individuals"**. For more information see **Chapter C** of this publication.

- **Internet user** – person who used Internet at least once in the last 3 months preceding the interview from any location (home, work, school, etc.) and for any purpose (personal use, work related use etc.).
- **Seeking health related information** – seeking information about diseases, treatment, diagnostics, nutrition etc. on internet at least once in the last 3 months preceding the interview for personal non-business.

The **Eurostat** online database for **Information society statistics** was used for the international comparison.

Further information about eHealth statistics can be found on the following dedicated website (temporarily only in Czech):

http://www.czso.cz/csu/redakce.nsf/i/informacni_techologie_ve_zdravotnictvi

G Health establishments

Tab. G1 Independent physicians' practices with access to selected ICT in the Czech Republic; 2010

	Computer	Internet	Broadband
Total	97,3	79,1	79,0
GPs for adults	97,7	83,6	51,9
GPs for children	95,2	82,0	51,5
Stomatologist	97,3	74,4	43,5
Gynaecologist	98,0	85,7	59,2
Specialists	97,7	78,1	49,1

as a percentage of all independent physicians' practices in a given category

Figure G1 Independent physicians' practices with Internet access

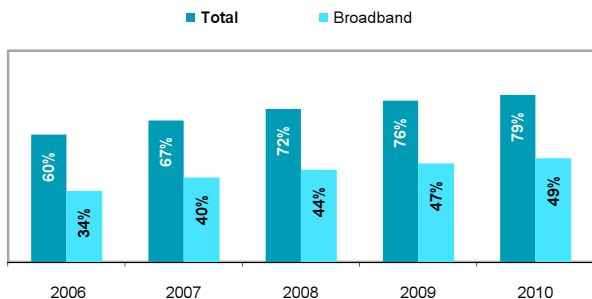
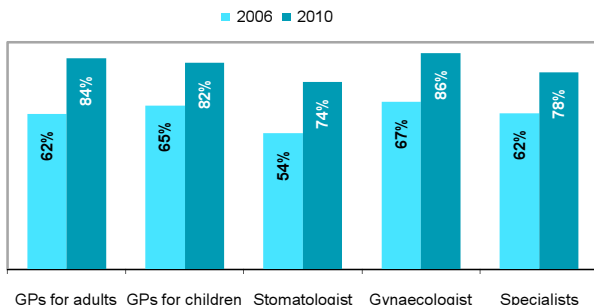


Figure G2 Independent physicians' practices with Internet access by type of practice



as a percentage of all independent physicians' practices in a given category

Source: Institute of Health Information and Statistics of the Czech Republic

G Health establishments

Tab. G2 Independent physicians' practices using Internet for selected activities in the Czech Republic

	%		
	2008	2009	2010
For information search about:			
practical medicine	62,5	64,9	67,2
theoretical medicine	57,8	59,9	62,2
pharmacology	57,0	60,1	62,9
For communication with:			
business partners	45,8	49,6	52,7
health insurance companies	48,2	55,8	62,1
other health establishments	37,9	42,5	46,7
patients	28,3	33,4	38,8
pharmacies	11,3	13,8	16,3
For keeping health records	8,1	8,3	9,5

* it includes both usage of Internet in the office or at home as a percentage of all independent physicians' practices

Figure G3 Independent physicians' practices communicating with patients via e-mail by type of practice

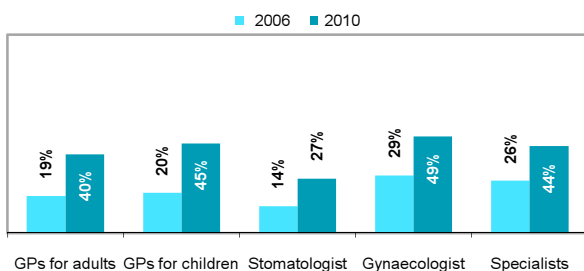
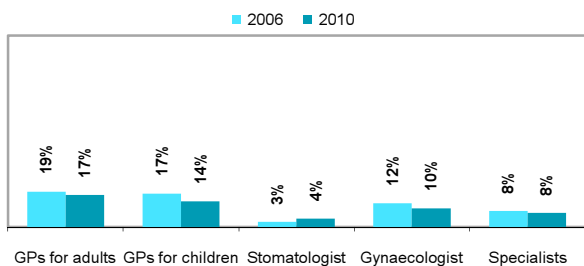


Figure G4 Independent physicians' practices keeping electronic health records by type of practice



as a percentage of all independent physicians' practices in a given category

Source: Institute of Health Information and Statistics of the Czech Republic

G Health establishments

Tab. G3 Independent physicians' practices with a Web site in the Czech Republic

	%		
	2008	2009	2010
Total	13,1	16,7	20,2
GPs for adults	9,0	12,8	16,5
GPs for children	16,9	22,4	26,8
Stomatologist	6,7	8,0	10,9
Gynaecologist	19,6	24,2	31,2
Specialists	18,5	23,1	26,2

as a percentage of all independent physicians' offices in a given category

Figure G5 Independent physicians' practices with a Website

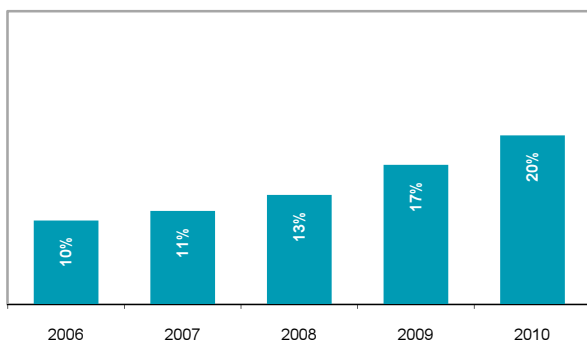
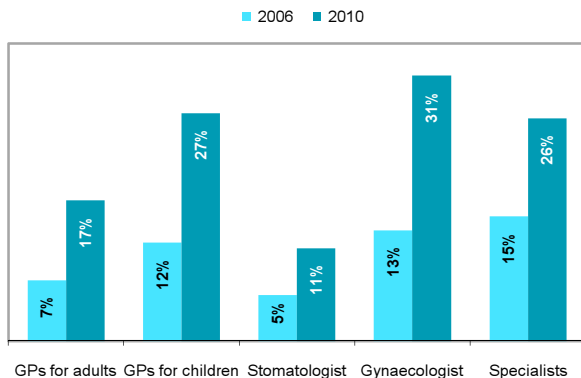


Figure G6 Independent physicians' practices with a Website by type of practice



as a percentage of all independent physicians' practices in a given category

Source: Institute of Health Information and Statistics of the Czech Republic

G Health establishments

Tab. G4 Independent physicians using their web sites for selected activities in the Czech Republic; 2010

	%	
	Online appointment	Online consultation
Total	6,9	6,8
GPs for adults	7,4	4,7
GPs for children	10,0	10,8
Stomatologist	2,8	2,6
Gynaecologist	8,8	14,0
Specialists	8,6	9,1

as a percentage of all independent physicians' practices in a given category

Figure G7 Independent physicians enabling online appointments via their web sites

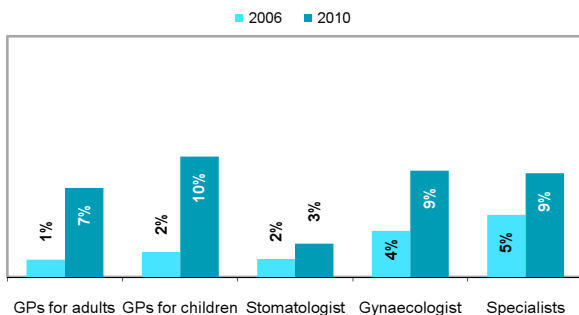
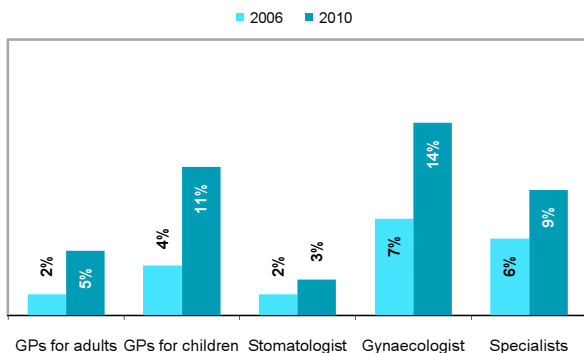


Figure G8 Independent physicians enabling online consultations via their web sites



as a percentage of all independent physicians' practices in a given category

Source: Institute of Health Information and Statistics of the Czech Republic

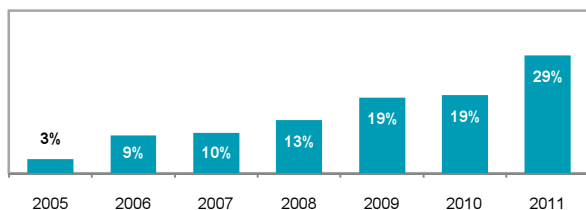
G Health establishments

Tab. G5 Individuals using Internet for seeking health-related information in the Czech Republic

	%		
	2009	2010	2011
Total 16+	18,7	19,2	29,0
Gender:			
males (aged 16+)	11,6	12,6	20,0
females (aged 16+)	25,4	25,5	37,5
Age group:			
16–24 years	15,9	13,1	18,4
25–34 years	25,9	25,0	37,9
35–44 years	27,7	29,3	42,0
45–54 years	21,5	23,4	36,9
55–64 years	16,4	16,3	25,0
65 and more years	3,9	6,7	11,5
Highest education level (aged 25+):			
primary (ISCED 0-2)	2,0	4,1	8,9
lower secondary (ISCED 3C)	11,8	12,3	19,1
upper secondary (ISCED 3A and 4)	27,3	27,8	41,6
tertiary (ISCED 5-6)	37,3	37,7	52,2
Specific categories:			
students (aged 16+)	16,0	13,2	17,7
women on parental leave	53,6	50,4	63,7
pensioners	5,6	8,2	13,5

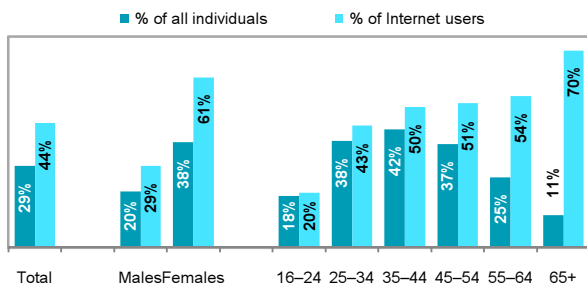
as a percentage of all individuals aged 16 years and over in a given group

Figure G9 Individuals using Internet for seeking health-related information



as a percentage of all individuals aged 16 years and over

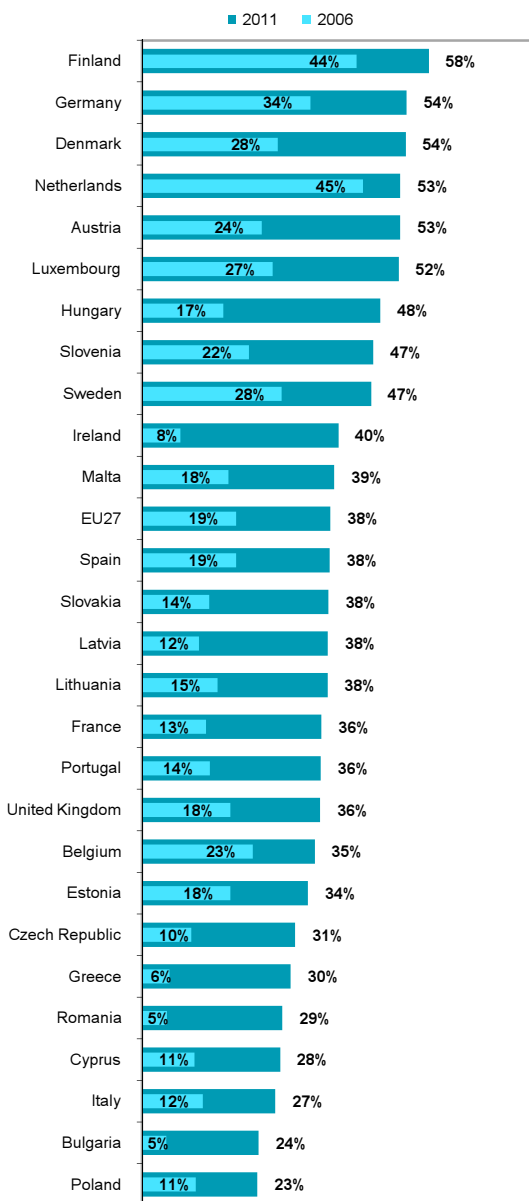
Figure G10 Individuals using Internet for seeking health-related information; 2011



Source: Czech Statistical Office, Household Survey on ICT Use

G Health establishments

Figure G11 Individuals using Internet for seeking health-related information

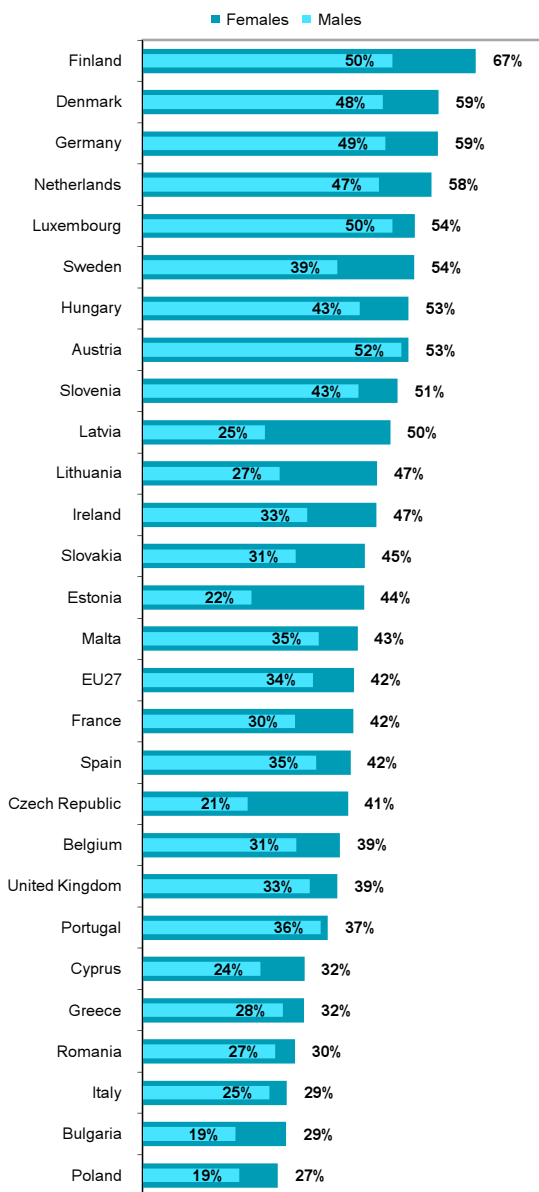


as a percentage of all individuals aged 16 to 74

Source: Eurostat, 2012

G Health establishments

Figure G12 Individuals using Internet for seeking health-related information by gender; 2011



as a percentage of all individuals aged 16 to 74

Source: Eurostat, 2012