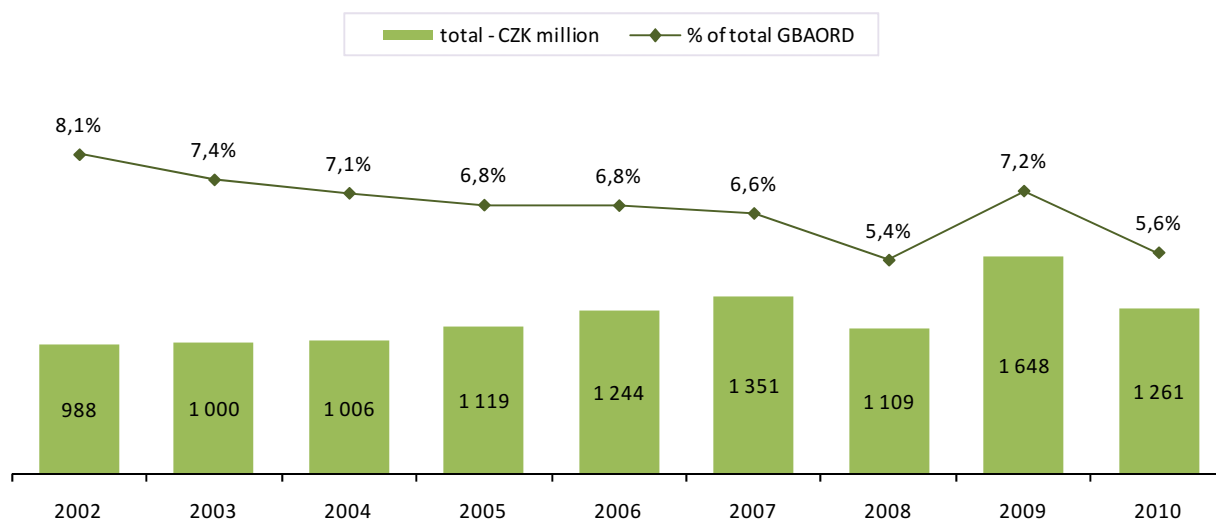


2.4 PROTECTION AND IMPROVEMENT OF HUMAN HEALTH (SEO 04)

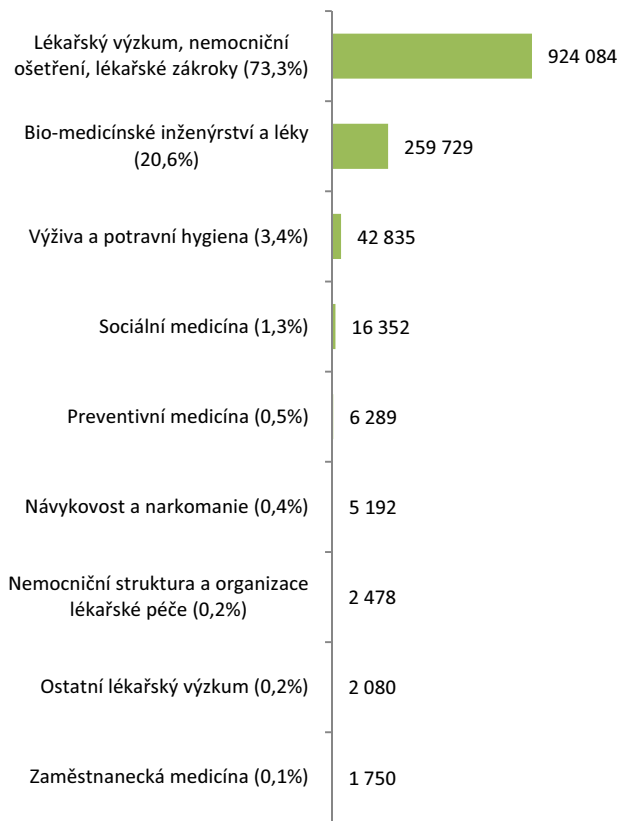
This socio-economic objective includes every research directed at protecting and preserving human health, also in aspects of nutrition and food hygiene. This includes a wide range of research from prevention to the implementation of medical treatments and hospital and home care. Together with, research and development in pharmaceuticals, training of new drugs and biotechnology is covered here.

- Expenditure on research and development in the protection and improvement of human health annually grew in the period 2002–2007. In 2008, there was a decrease in public expenditure on R&D allocated to this field to CZK 1,109 million. In 2009, expenditure on R&D directed to this field again increased to CZK 1,648 million. In 2010 the public support of human health research decreased again to CZK 1,261 million. Despite rising costs in absolute numbers in the period 2002–2007, the share of total government expenditure on R&D throughout the year declined. In 2008 the share plummeted to 5.4%. In 2009 there was a huge turnover and the proportion increased to 7.2%. In 2010 the proportion decreased again to 5.6%. The average annual increase of funding allocated to this socio-economic objective in the period 2002–2010 reached 3.1%.
- Most of the funds under this objective went to Medical research, hospital treatment, surgery (CZK 924,084 thousand). Research and development in this field significantly dominates over the remaining objectives, when the share of R&D in this area in 2010 amounted to 73.3% of all government spending on R&D within SEO 04. The second most important objective in the protection and improvement of human health was Biomedical engineering and medicines with the share of 20.6% (CZK 259,729 thousand). The share of this objective increased significantly compared to previous year (an increased about 5.3 percentage point). SEO 0404 – Occupational medicine was provided with the smallest funding (CZK 1,750 thousand; 0.11%).
- In the period 2005–2010, the highest average annual growth rate in funding was recorded in SEO 0406 – Drug abuse and addiction (an annual increase of 15.8%) and SEO 0403 – Biomedical engineering and medicines (10.8%). Research in SEO 0402 – Preventive medicine saw an average annual decline of 28.5%.
- The dominant part of the research and development in the protection and improvement of human health is financed from public resources through targeted funding (CZK 1,051,017 thousand; 83.4%). Five objectives were also financed by institutional funding. In absolute numbers, the highest amount of institutional funding was directed to SEO 0401 – Medical research, hospital treatment, surgery (CZK 204,593 thousand; 22.1%).
- The research and development activities in the protection and improvement of human health were funded most by Ministry of Health (CZK 836,478 thousand; 66.3% of the total funding under SEO 04) and then by the Ministry of Education, Youth and Sports (CZK 268,682 thousand; 21.3%). There was a significant increase of share of support from the Ministry of Education, Youth and Sports by 6.2 percentage points. The Grant Agency of the Czech Republic granted CZK 68,860 thousand (5.5%) to projects related to medical research and the Academy of Sciences granted only CZK 15,035 thousand (1.2%).
- Health research is to be also classified in socioeconomic objectives SEO 10 and SEO 11 under objectives SEO 1006/SEO 1106 – Medical sciences. In total, health/medical research was supported with CZK 3,091 million in 2010.

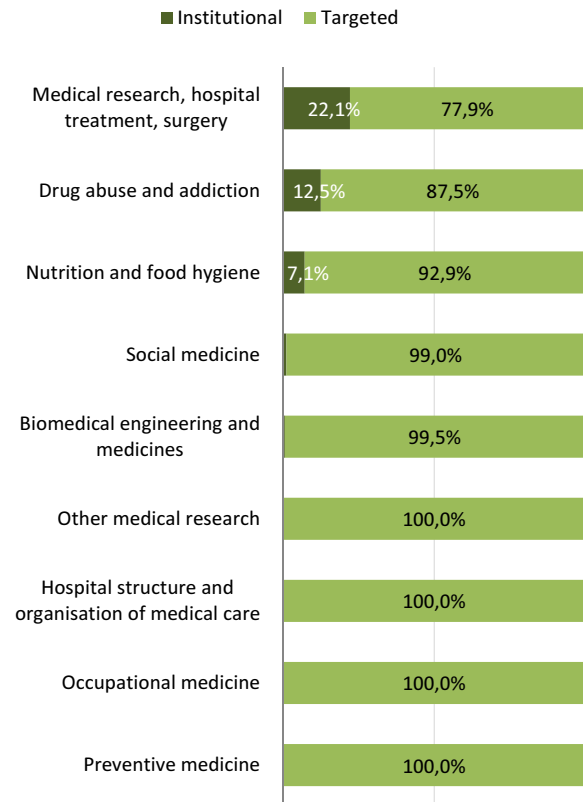
GRAPH 2.4-1: Protection and improvement of human health (SEO 04) in mil. CZK and as % of total GBAORD; 2002–2010



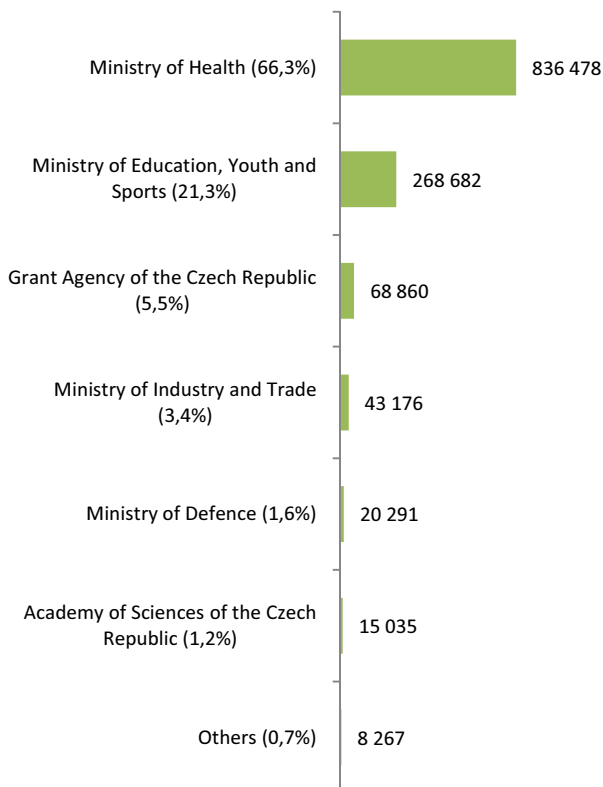
GRAPH 2.4-2: Protection and improvement of human health (SEO 04) – objectives by NABS1992 (% and CZK thousand); 2010



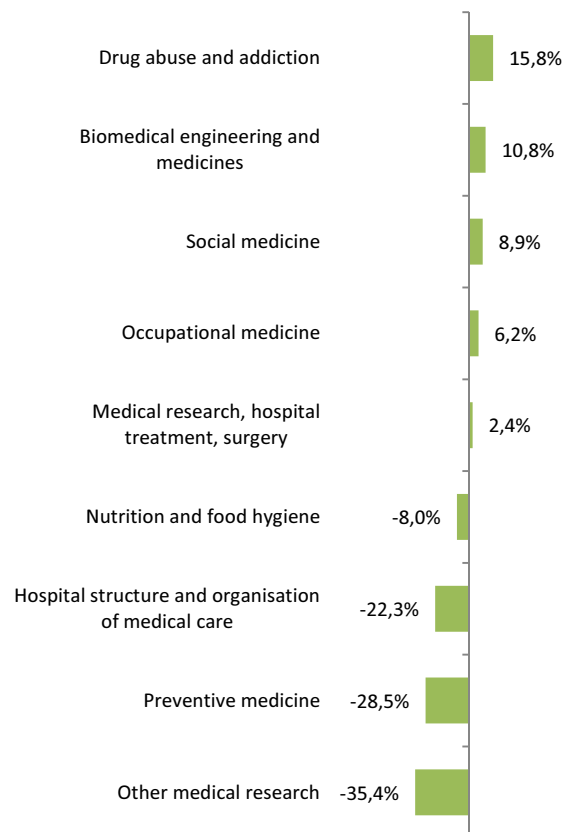
GRAPH 2.4-3: Protection and improvement of human health (SEO 04) – the structure by the type of funding; 2010



GRAPH 2.4-4: Protection and improvement of human health (SEO 04) – the support by providers (% and CZK thousand); 2010



GRAPH 2.4-5: Protection and improvement of human health (SEO 04) – the average annual growth rate; 2005–2010



NOTE: In graphs 2.4-2 and 2.4-4, the proportions of SEO 04 are in brackets.