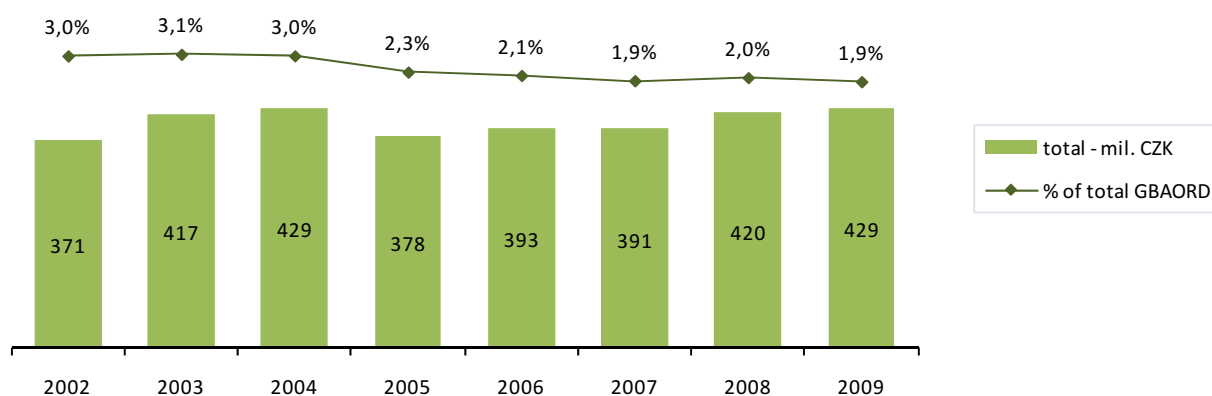


2.1 Exploration and exploitation of the Earth (SEO 01)

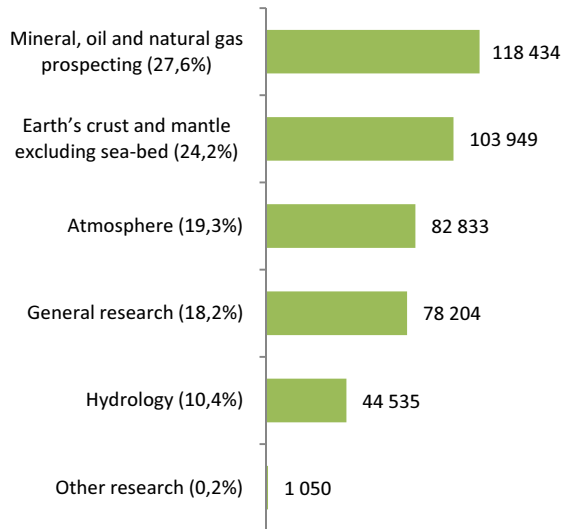
This objective includes research to explore the Earth's crust and mantle, seas, oceans and atmosphere, including the possibility of their use. It also includes research on climate and meteorology, polar exploration and hydrology.

- Public support given to this socio-economic objective for the period 2002–2004 increased from CZK 371 million in 2002 to CZK 429 million in 2004. In the period 2005–2007 there was stagnation, while in the years 2008 and 2009 there was an increase to CZK 420 million, CZK 429 million respectively. The share of this objective in the total GBAORD in the period 2002–2009 ranged from 2-3%, with a tendency to stagnation in the last 4 years. Average annual growth reached 2.1% in the period of 2002–2009.
- The breakdown by NABS1992 at the two-digit level (by SEO) shows that the objective of Mineral, oil and natural gas prospecting (SEO 0101) used the largest amount of financial support (CZK 118,434 thousand), which accounted for 27.6% of the total expenditure on the objective of SEO 01 in 2009. The proportion of Earth's crust and mantle excluding sea-bed (SEO 0103) reached 24.2% (CZK 103,949 thousand). Due to the geological location of the CR, no research and development has been conducted in the exploration and exploitation of the sea-bed (SEO 0102) and the seas and oceans (SEO 0105).
- The period from 2005 to 2009 experienced the highest average annual growth of SEO 0106 – Atmosphere (an increase of 9.8%) and SEO 0104 – Hydrology (6.2%). On the other hand, there was a decrease of 4.5% on average in General research in that period.
- The structure of the socio-economic objective "SEO 01 – Exploration and exploitation of the Earth" in the breakdown by type of public support for R&D is shown in Figure 2.1-3. "SEO 0100 – General research" (100%) and "SEO 0101 – Geological exploration of minerals, oil and natural gas" (99.4%) were dominated by institutional funding. In three objectives (Atmosphere; Hydrology and Earth's crust and mantle excluding sea-bed), there was a balanced proportion of institutional and project funding. Research under "SEO 0109 – Other research on the exploration and exploitation of the Earth" was carried out only through project funding.
- This socio-economic objective was supported especially through the budgets of the Academy of Sciences (CZK 264,242 thousand; the share of 61.6%) and the Ministry of Environment (CZK 100,951 thousand; 23.5%). Other significant contributors to research activities in this area include Czech Science Foundation (CZK 41,921; 9.9%) and the Ministry of Education, Youth and Sports (CZK 16,324 thousand; 3.9%). The smallest support was provided by Ministry of Culture (0.1%), the Ministry of Agriculture (0.2%) and the State Office for Nuclear Safety (1.2%) listed in Figure 2.1-4 under Others (CZK 6,274 CZK thousand).
- Public research institutions were the most important beneficiaries of the funds with the share of 68.9% (CZK 295,621 thousand) followed by the state or regional semi-budgetary organizations (CZK 101,466 thousand; 23.7%). Universities received 7.3% (CZK 31,323 CZK thousand) from funding directed to this objective. Research projects that focused on the exploration and exploitation of the Earth also involved individuals who got 0.1% (CZK 595 thousand) of funds allocated to this objective.
- Breakdown by region shows the capital city of Prague as the major beneficiary, with the share of 75.2% (CZK 322,562 thousand) of the total funding for SEO 01. The Moravskoslezský region was the second largest beneficiary with the share of 12.7% (CZK 54,469 thousand). Little financial support for research and development in this area went to the Olomoucký region (only 0.1%). There was no research and development in Exploration and exploitation of the Earth in the regions that are not shown in Figure 2.1-6.

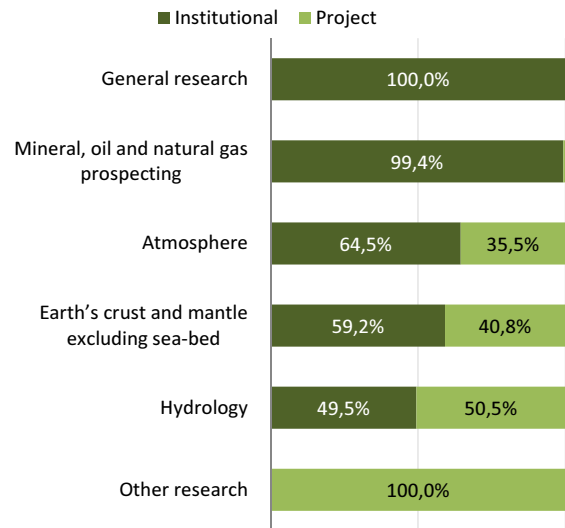
GRAPH 2.1-1: Exploration and exploitation of the Earth (SEO 01) in mil. CZK and as % of total GBAORD; 2002–2009



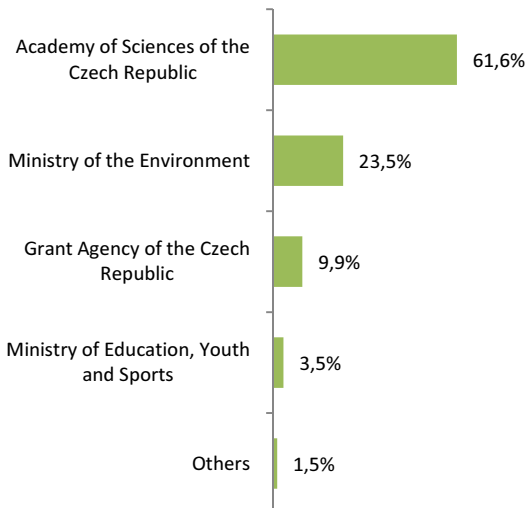
GRAPH 2.1-2: Exploration and exploitation of the Earth (SEO 01) – objectives by NABS1992 (% and million CZK); 2009



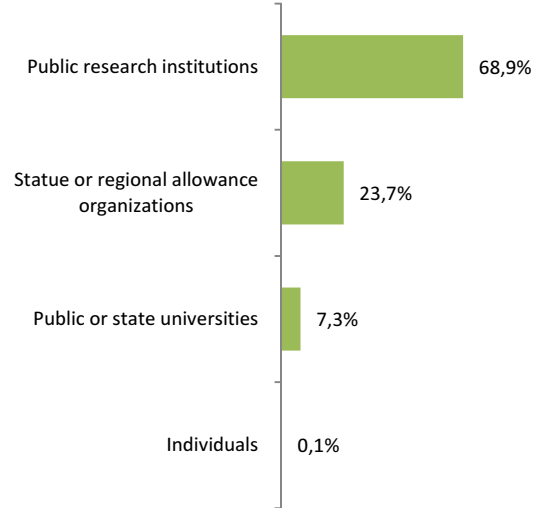
GRAPH 2.1-3: Exploration and exploitation of the Earth (SEO 01) – structure by the type of funding; 2009



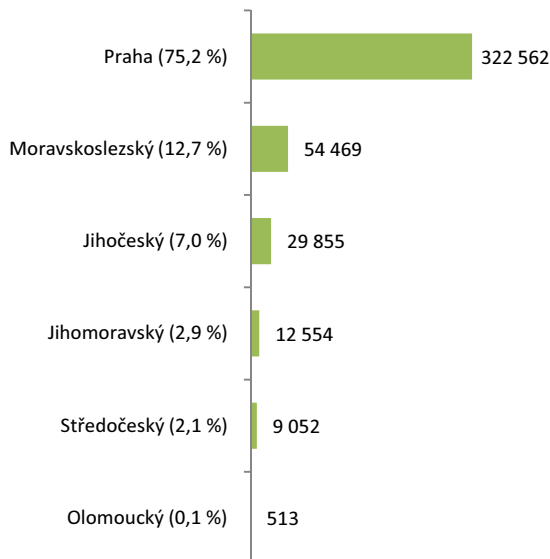
GRAPH 2.1-4: Exploration and exploitation of the Earth (SEO 01) – by providers (%); 2009



GRAPH 2.1-5: Exploration and exploitation of the Earth (SEO 01) – by beneficiaries (%); 2009



GRAPH 2.1-6: Exploration and exploitation of the Earth (SEO 01) – by regions (% and million CZK); 2009



GRAPH 2.1-7: Exploration and exploitation of the Earth (SEO 01) – average annual growth rate; 2005–2009

