

ANALYSIS

January 16, 2015

PRODUCER PRICE INDICES IN Q4 2014 AND IN THE YEAR 2014

Compared to Q3 2014, agricultural producer prices fell by 5.4% in Q4 2014. In the fourth quarter of 2014 compared to the previous quarter industrial producer prices decreased by 1.4%. According to an estimate, construction work prices in Q4 2014 compared to Q3 2014 were higher by 0.2%. In comparison to Q3 2014, prices of market services grew by 0.6% in Q4 2014. Prices of agricultural producers in Q4 2014 compared to Q4 2013 were lower by 5.8%. In comparison to Q4 2013, prices of industrial producers decreased by 1.9% in the fourth quarter of 2014. According to an estimate, construction work prices in Q4 2014 compared to the corresponding period of 2013 were higher by 0.8%. In Q4 2014, prices of market services grew by 0.8% in total compared to Q4 2013.

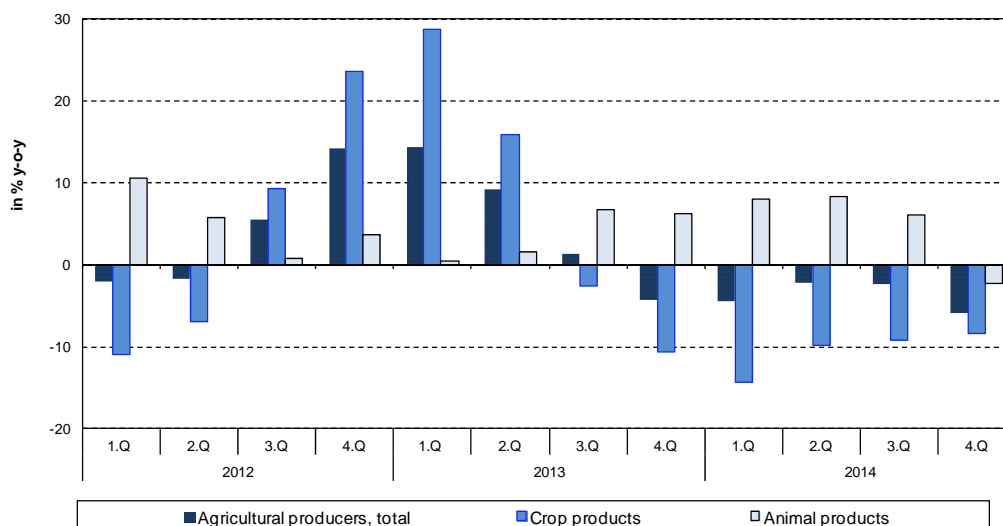
In comparison with the year 2013, on average for the whole year 2014 prices of agricultural producers and industrial producers were both lower by 3.7% and 0.8%, respectively. Prices of construction works and market services were both higher by 0.4% and 0.3%, respectively.

Compared to Q3 2014, agricultural producer prices fell by 5.4% in Q4 2014. Decreasing were prices of fresh vegetables (-14.0%), fruit (-13.2%), cereals (-7.7%) and oil plants (-5.8%). Among animal products prices decreases were recorded in pigs for slaughter (-11.5%), milk (-4.0%) and cattle for slaughter (-1.8%). On the increase were prices of eggs (+20.5%).

Prices of agricultural producers in Q4 2014 compared to Q4 2013 were lower by 5.8%. Prices of crop products fell by 8.4% and prices of animal products also decreased by 2.3%. Lower prices in crop products were mainly affected by prices of potatoes (-41.3%), oil plants (-9.3%) and cereals (-7.7%). On the decrease were also prices of fruit (-22.5%) and fresh vegetables (-13.8%). Among animal products prices increases were recorded in eggs (+13.2%) and milk (+0.5%). Prices of pigs for slaughter were lower (-12.7%).

ANALYSIS

Y-o-y changes of agricultural producer prices



In comparison with Q3 2014, prices of **industrial producers** decreased by 1.4% in Q4 2014. Prices fell the most in 'coke, refined petroleum products' (-13.6%), 'chemicals and chemical products' (-5.2%) and 'food products, beverages, tobacco' (-1.9%). Prices grew in 'basic pharmaceutical products' (+0.7%), 'basic metals, fabricated metal products', 'computers, electronic a optical products' and 'transport equipments' (+0.3% all).

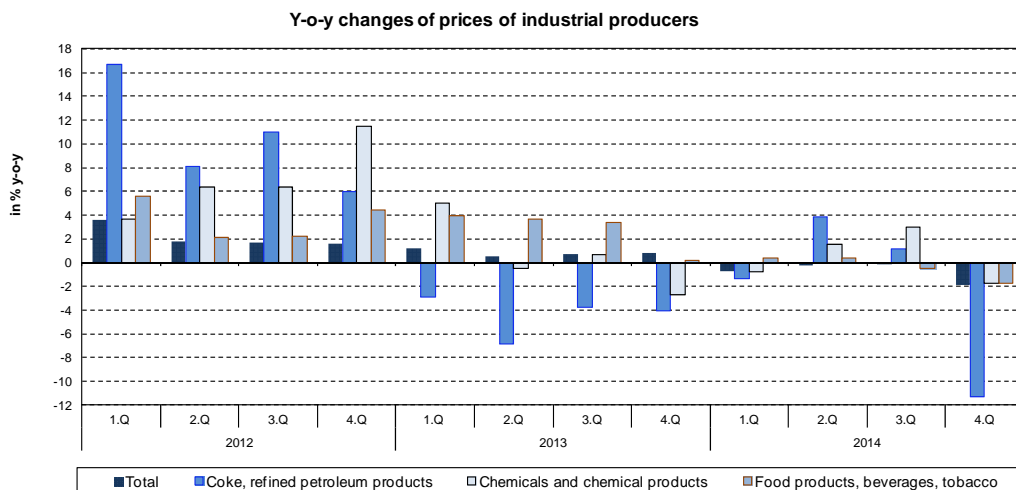
Industrial producer price indices (previous quarter = 100)

| Code | Name | 2014 | | | |
|----------|--|--------------|--------------|--------------|--------------|
| | | Q1 | Q2 | Q3 | Q4 |
| | TOTAL | 99,4 | 99,9 | 100,2 | 98,6 |
| B | Mining and quarrying | 98,9 | 99,1 | 99,8 | 99,8 |
| C | Manufactured products | 101,3 | 99,9 | 100,2 | 98,2 |
| CA | Food products, beverages, tobacco | 100,8 | 99,6 | 99,7 | 98,1 |
| CB | Textiles, clothes, leather and leather products | 102,0 | 100,6 | 100,0 | 100,2 |
| CC | Wood, wood product, paper, printing | 102,3 | 100,6 | 100,1 | 99,9 |
| CD | Coke, refined petroleum products | 101,2 | 100,5 | 101,0 | 86,4 |
| CE | Chemicals and chemical products | 102,7 | 99,9 | 101,0 | 94,8 |
| CF | Basic pharmaceutical products | 100,2 | 99,8 | 100,3 | 100,7 |
| CG | Rubber and plastic prod., other non-metallic min. prod. | 101,0 | 100,0 | 99,9 | 100,0 |
| CH | Basic metals, fabricated metal products | 101,8 | 100,0 | 100,5 | 100,3 |
| CI | Computer, electronic and optical products | 100,8 | 99,3 | 100,4 | 100,3 |
| CJ | Electrical equipments | 100,8 | 99,1 | 100,6 | 100,2 |
| CK | Machinery and equipment n.e.c. | 100,5 | 99,9 | 100,0 | 100,1 |
| CL | Transport equipment | 101,3 | 99,9 | 100,3 | 100,3 |
| CM | Furniture, other manufactured product | 99,8 | 100,1 | 100,1 | 100,1 |
| D | Electricity, gas, steam and air conditioning | 91,1 | 99,8 | 100,1 | 100,1 |
| E | Water supply, sewerage, waste manag. and rem. serv. | 103,4 | 100,0 | 100,0 | 100,0 |

Prices of **industrial producers** decreased by 1.9% in **Q4 2014 y-o-y** (-0.1% in Q3 2014). Prices fell considerably in 'coke, refined petroleum products' (-11.3%), 'electricity, gas,

ANALYSIS

steam and air conditioning' (-8.8%) and 'mining and quarrying' (-2.4%). Prices were lower in 'food products, beverages, tobacco' and 'chemicals and chemical products' (-1.7% both). Prices rose in 'wood, wood products, paper, printing' (+2.9%), 'textiles, clothes, leather and leather products' (+2.8%), 'basic metals, fabricated metal products' (+2.5%) and 'transport equipment' (+1.9%).



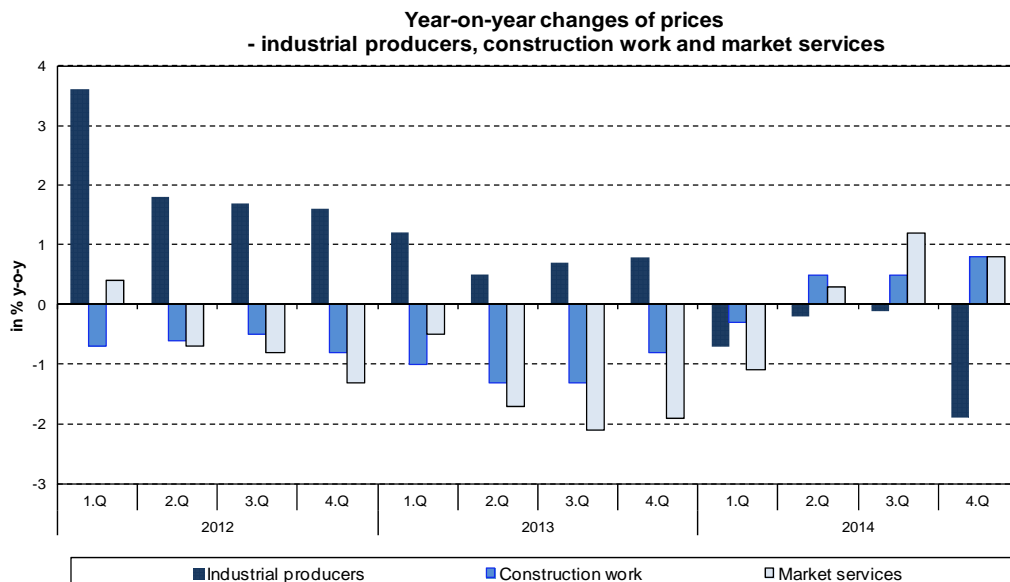
According to an estimate, **construction work** prices in **Q4 2014** compared to **Q3 2014** (after specification) were higher by 0.2%, prices of construction material input decreased by 0.1% quarter-on-quarter.

According to an estimate, **construction work** prices in **Q4 2014** compared to the **corresponding period of 2013 (after specification)** increased by 0.8%, prices of construction material input increased by 0.9% y-o-y.

In comparison to Q3 2014, prices of **market services** increased by 0.6% in **Q4 2014**. Higher were especially prices of 'advertising and market research services' (+9.3%), 'financial services, except insurance and pension funding' (+1.4%) and 'publishing services' (+0.6%). Prices of market services excluding advertising services stayed unchanged.

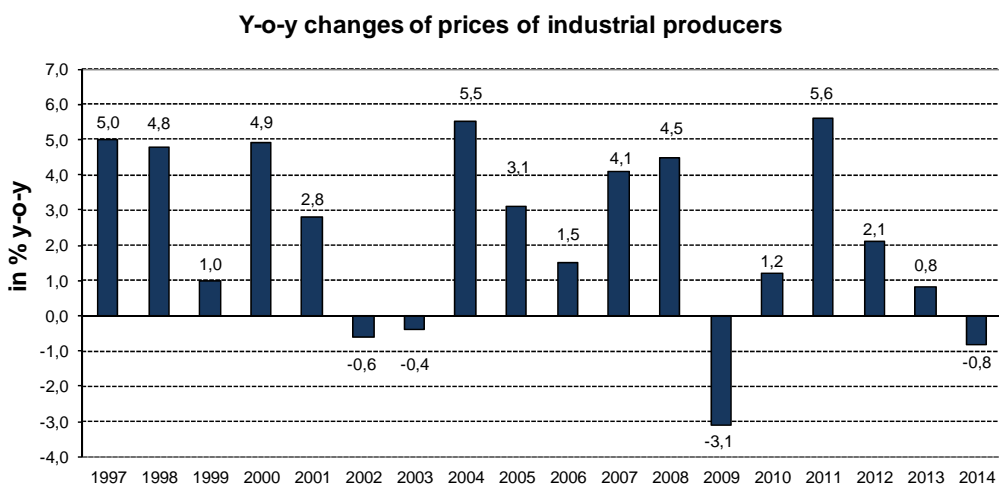
In Q4 2014, prices of **market services** grew by 0.8% in total compared to **Q4 2013**. Price increases were recorded in 'financial services, except insurance and pension funding' (+7.2%), 'insurance services' (+3.0%) and 'land transport services and transport services via pipelines' (+1.3%). Lower prices were in 'advertising and market research services' (-3.3%). Prices of market services excluding advertising services increased by 1.3%.

ANALYSIS



Producer prices in 2014

In comparison to 2013, **agricultural producer** prices in 2014 were lower by 3.7% on average. Prices of crop products fell by 10.3% and animal products prices grew by 4.9%. Prices of cereals (-14.0%), fruit (-12.8%), fresh vegetables (-10.8%), potatoes (-10.4%) and oil plants (-8.3%) were lower. Among animal products prices increases were recorded in milk (+13.1%) and eggs (+1.0%). Prices of poultry decreased (-2.3%). Prices of pigs for slaughter and cattle for slaughter were both lower by 1.3%.



Construction work prices in 2014 were higher by 0.4% y-o-y according to quarterly estimates on average and construction material input prices grew by 1.1%.

Information Services Unit - Headquarters

Are you interested in the latest data connected with inflation, GDP, population, wages in industry and much more? You can find them on pages of the Czech Statistical Office on the Internet: www.czso.cz
tel: +420 274 052 304, +420 274 052 425, e-mail: infoservis@czso.cz

ANALYSIS

Market services prices in 2014 in the business sphere were higher by 0.3% on average. Price increases were observed in 'postal and courier services' (+4.9%), 'financial services, except insurance and pension funding' (+4.6%), 'insurance services' (+3.0%) and 'land transport services and transport services via pipelines' (+1.5%). On the decrease were prices in 'advertising and market research services' (-1.4%). Market services prices excluding advertising services were higher by 0.5%.

Industrial producer price indices

| Code | Name | Corresponding period of the previous year = 100 | | | | |
|----------|---|---|--------------|--------------|--------------|--------------|
| | | 2014 | | | | |
| | | Q3 | October | November | December | Q4 |
| | TOTAL | 99,9 | 99,7 | 98,3 | 96,3 | 98,1 |
| B | Mining and quarrying | 97,2 | 97,9 | 97,7 | 97,2 | 97,6 |
| C | Manufactured products | 101,8 | 101,5 | 99,9 | 97,2 | 99,5 |
| CA | Food products, beverages, tobacco | 99,5 | 98,6 | 98,4 | 97,9 | 98,3 |
| CB | Textiles, clothes, leather and leather products | 102,5 | 102,7 | 102,8 | 102,8 | 102,8 |
| CC | Wood, wood product, paper, printing | 104,3 | 103,7 | 102,9 | 102,1 | 102,9 |
| CD | Coke, refined petroleum products | 101,2 | 99,8 | 91,8 | 75,4 | 88,7 |
| CE | Chemicals and chemical products | 103,0 | 102,5 | 99,9 | 92,6 | 98,3 |
| CF | Basic pharmaceutical products | 98,7 | 100,3 | 101,3 | 101,4 | 101,0 |
| CG | Rubber and plastic products, other non-metallic min. products | 101,9 | 101,6 | 100,8 | 100,3 | 100,9 |
| CH | Basic metals, fabricated metal products | 103,1 | 103,8 | 102,5 | 101,3 | 102,5 |
| CI | Computer, electronic and optical products | 101,5 | 102,4 | 100,5 | 99,8 | 100,9 |
| CJ | Electrical equipments | 101,2 | 101,7 | 100,7 | 99,5 | 100,6 |
| CK | Machinery and equipment n.e.c. | 101,0 | 101,1 | 100,4 | 99,9 | 100,5 |
| CL | Transport equipment | 104,2 | 104,2 | 101,4 | 100,1 | 101,9 |
| CM | Furniture, other manufactured products | 100,2 | 100,2 | 100,1 | 100,0 | 100,1 |
| D | Electricity, gas, steam and air conditioning | 91,3 | 91,1 | 91,1 | 91,4 | 91,2 |
| E | Water supply, sewerage, waste manag. and remediation serv. | 103,4 | 103,4 | 103,4 | 103,4 | 103,4 |

Text not edited for language.

Contact:

Ing. Miloslav Beranek

E-mail: miloslav.beranek@czso.cz

Phone: (+420) 274 052 665

Information Services Unit - Headquarters

Are you interested in the latest data connected with inflation, GDP, population, wages in industry and much more? You can find them on pages of the Czech Statistical Office on the Internet: www.czso.cz
tel: +420 274 052 304, +420 274 052 425, e-mail: infoservis@czso.cz