

## F International trade in ICT services

---

Services in the field of information and communication technologies (hereinafter as the **ICT services**) are defined as services that must primarily be intended to fulfil or enable the function of information processing and communication **by electronic means**, including their record, transmission, and display (OECD, 2009).

Respective items of the ICT services are defined based on the **Extended Balance of Payment Services Classification (EBOPS 2010)** and subdivided into **two main categories** as follows:

- **Telecommunication services (code SI1/9.1)** include, first of all, transactions of Czech and foreign telecommunication operators for implemented international calls by means of fixed or mobile telephone networks. Other telecommunication services involve payments for the access to the Internet, cable television, and to other computer networks, including providing of services as e-mail, video conferences, or transmitting of audio-visual signal over the Internet, cable networks or satellites.
- **Computer services (code SI22/9.2.2)** consist mainly of consultancy services in the fields of hardware and software of computers, including maintenance and repairs of both hardware and software and services related to data processing.
- **Computer software (code SI21/9.2.1)** involves purchase and sale of tailor-made software and application (original computer software), including purchase and sale of ownership rights to such software or licence fees for the software use. Furthermore, it is also purchase and sale of standard software and applications supplied over the Internet, including purchase and sale of ownership rights to such software or licence fees for the software use. *Note 1: Computer services does not include purchase and sale of standard software packages supplied on physical media carriers (CD-ROMs, flash disks, etc.), or as a part of hardware (as Microsoft products, for instance), which are considered to be goods and are reported within the statistics on international trade in goods.* *Note 2: The computer software category includes here also licences to reproduce and/or distribute computer software (code SH3).*

More detailed information about the **EBOPS 2010 classification** can be found at: <https://unstats.un.org/unsd/classifications/Family/Detail/101>

Data on exports and imports of the ICT services come from the **Sample survey on exports and imports of services (ZO 1-04)** carried by the Czech Statistical Office (CZSO) quarterly. For more information about international trade in services statistics in the CZSO, see: <https://www.czso.cz/csu/czso/international-trade-in-services>

*Note: The international trade in ICT services in the Czech Republic is dominated by transactions of foreign-controlled enterprises, units of multinationals enterprise groups.*

Data on international trade in ICT services for the Czech Republic for 2020 are preliminary.

The **Eurostat Balance of Payments Database** was used as a data source for the **international comparison**. Data for international comparisons refer **to the reported or nearest available year**. More information about this data source can be found at: [https://ec.europa.eu/eurostat/cache/metadata/en/bop\\_its6\\_esms.htm](https://ec.europa.eu/eurostat/cache/metadata/en/bop_its6_esms.htm)

*Note: In the international comparison data for computer software do not include data for Licenses for the distribution or distribution of computer software (EBOPS 2010 code SH3) as for most countries these data are not available separately in the Eurostat database.*

**For further information on trade in ICT services, see (only in Czech):**

[https://www.czso.cz/csu/czso/zahranicni\\_obchod\\_s\\_ict\\_sluzbami](https://www.czso.cz/csu/czso/zahranicni_obchod_s_ict_sluzbami)

## F International trade in ICT services

Table F1 ICT services exports from Czechia

	CZK million		
	2020	2021	2022
<b>Total</b>	<b>118 327</b>	<b>130 626</b>	<b>150 482</b>
Telecommunication services	17 314	21 143	24 000
Computer services and software	101 013	109 483	126 481
<b>by selected countries</b>			
EU27, total	61 482	64 863	76 049
Germany	18 664	19 262	24 446
Ireland	17 519	16 230	13 235
Netherland	3 204	3 966	4 765
others	22 095	25 406	33 603
Other countries, total	56 845	65 763	74 433
United states	26 589	31 597	37 295
United Kingdom	8 995	9 575	10 738
Switzerland	3 423	4 611	6 841
others	17 838	19 980	19 558

Figure F1 ICT services exports

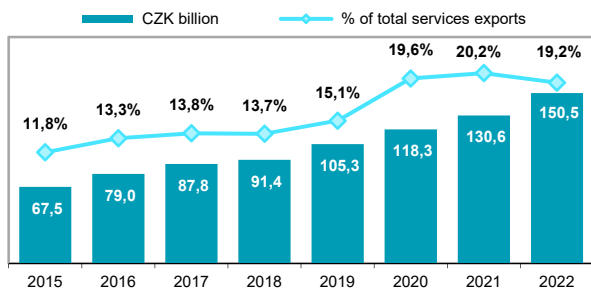


Figure F2 ICT services exports, by type of ICT services

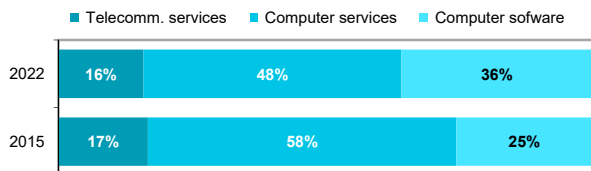
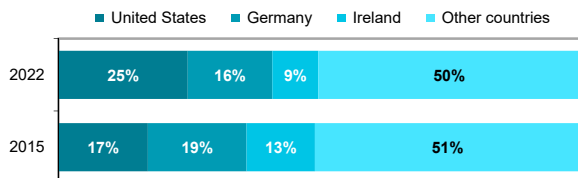


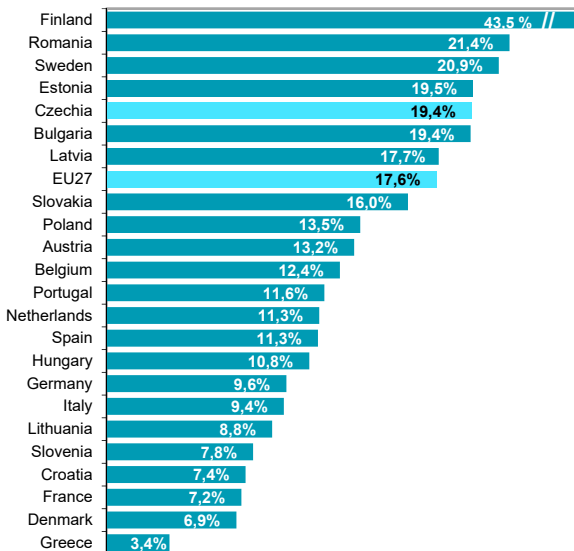
Figure F3 ICT services exports, by countries



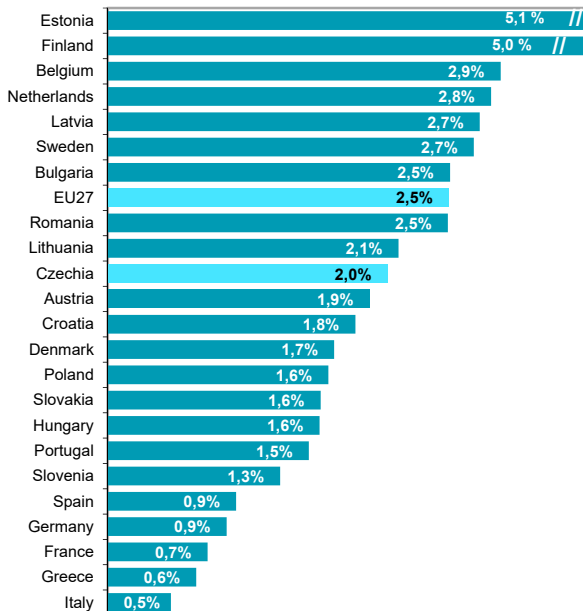
Source: CZSO, Survey on exports and imports of services

## F International trade in ICT services

**Figure F4 ICT services exports; 2021**  
(% of total services exports)



**Figure F5 ICT services exports; 2021 (% of GDP)**



Source: CZSO calculations based on Eurostat

## F International trade in ICT services

Table F2 ICT services imports to Czechia

CZK million

	2020	2021	2022
<b>Total</b>	<b>62 374</b>	<b>69 512</b>	<b>82 911</b>
Telecommunication services	15 578	19 537	20 506
Computer services and software	46 796	49 976	62 405
<b>by selected countries</b>			
EU27, total	37 286	41 831	53 904
Germany	13 214	13 466	16 217
Ireland	5 664	7 837	11 737
Netherland	2 690	3 860	4 585
others	15 718	16 668	21 365
Other countries, total	25 088	27 681	29 007
United Kingdom	5 712	7 605	6 916
United states	3 058	3 192	4 168
Switzerland	2 772	3 115	3 226
others	13 547	13 769	14 698

Figure F6 ICT services imports

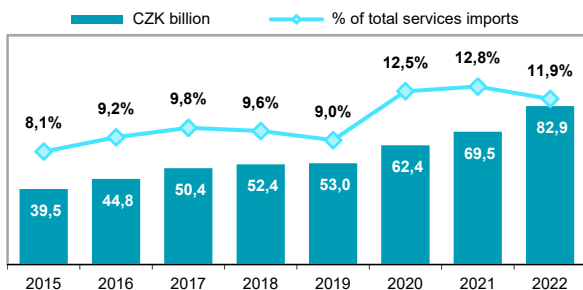


Figure F7 ICT services imports, by type of ICT services

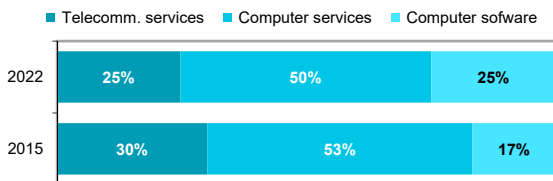
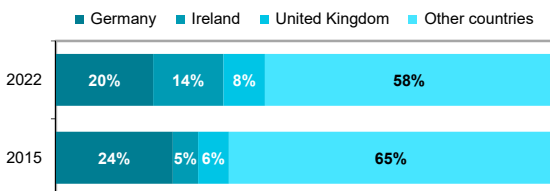


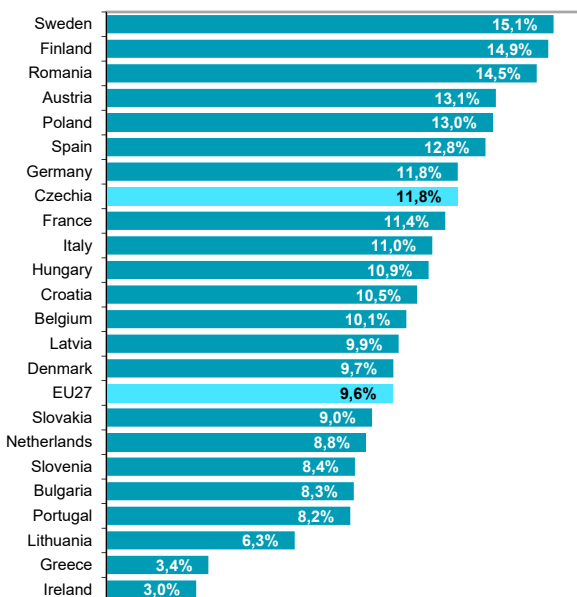
Figure F8 ICT services imports, by countries



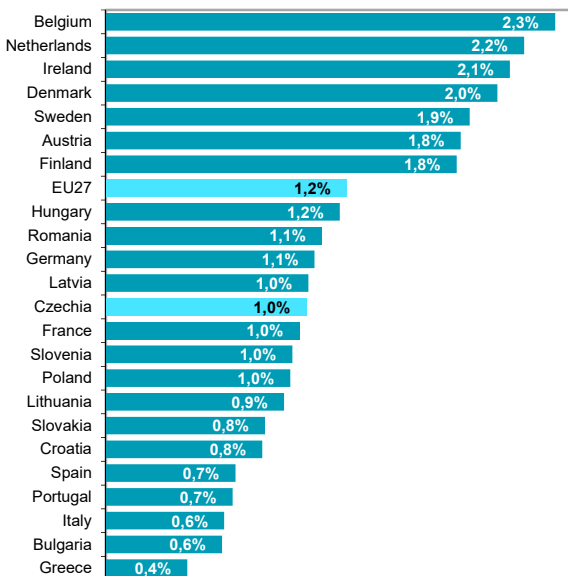
Source: CZSO, Survey on exports and imports of services

## F International trade in ICT services

**Figure F9 ICT services imports, 2021**  
(% of total services imports)



**Figure F10 ICT services imports, 2021 (% of GDP)**



Source: CZSO calculations based on Eurostat

## F International trade in ICT services

Tab F3 Computer services and software exports from Czechia

CZK million

	2020	2021	2022
<b>Total</b>	<b>101 013</b>	<b>109 483</b>	<b>126 481</b>
Computer services	56 239	60 954	72 677
Computer software	44 774	48 529	53 804
<b>by selected countries</b>			
EU27, total	53 853	56 578	65 340
Germany	16 738	17 978	23 039
Ireland	17 505	16 186	13 202
Netherland	2 811	3 252	4 035
others	16 799	19 162	25 064
Other countries, total	47 160	52 905	61 141
United states	24 965	29 177	35 082
United Kingdom	6 956	7 034	7 920
Switzerland	3 347	4 484	6 564
others	11 892	12 210	11 575

Figure F11 Computer services and software exports

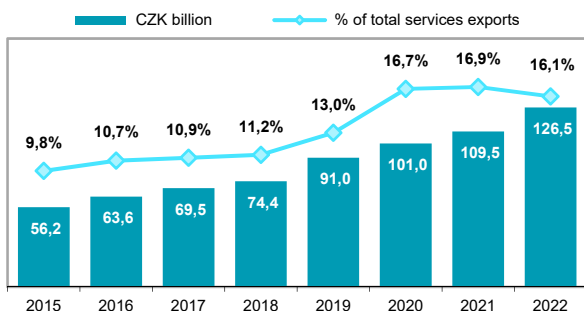


Figure F12 Computer services and software exports, by type of services

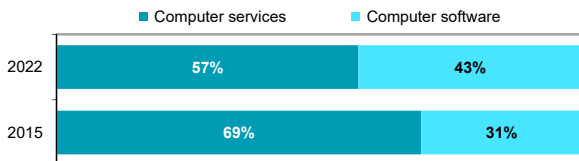
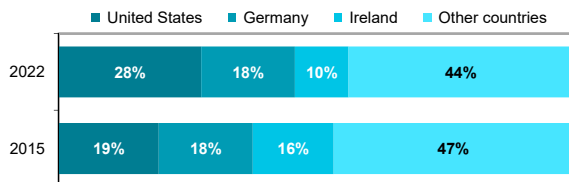


Figure F13 Computer services and software exports, by selected countries



Source: CZSO, Survey on exports and imports of services

## F International trade in ICT services

Tab F4 Computer services and software imports to Czechia

CZK million

	2020	2021	2022
<b>Total</b>	<b>46 796</b>	<b>49 976</b>	<b>62 405</b>
Computer services	31 501	33 526	41 682
Computer software	15 295	16 450	20 723
<b>by selected countries</b>			
EU27, total	29 820	34 397	44 455
Germany	11 242	12 089	14 983
Ireland	5 489	7 134	10 859
Netherland	2 522	3 587	4 223
others	10 567	11 587	14 391
Other countries, total	16 976	15 578	17 950
United Kingdom	4 251	3 346	4 121
United states	2 800	2 600	3 303
Switzerland	2 601	2 746	3 163
others	7 324	6 886	7 363

Figure F14 Computer services and software imports

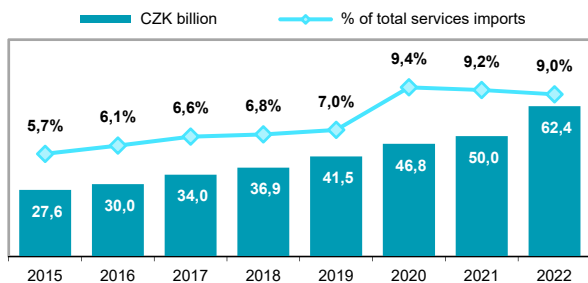


Figure F15 Computer services and software imports, by type of services

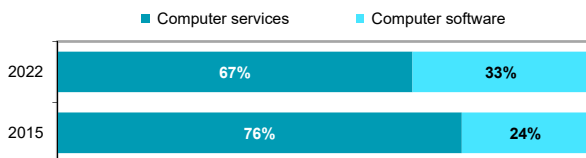
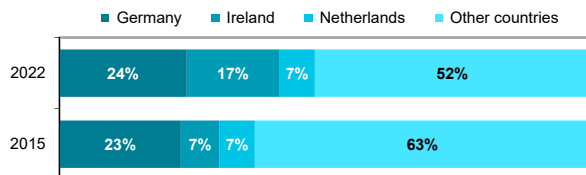


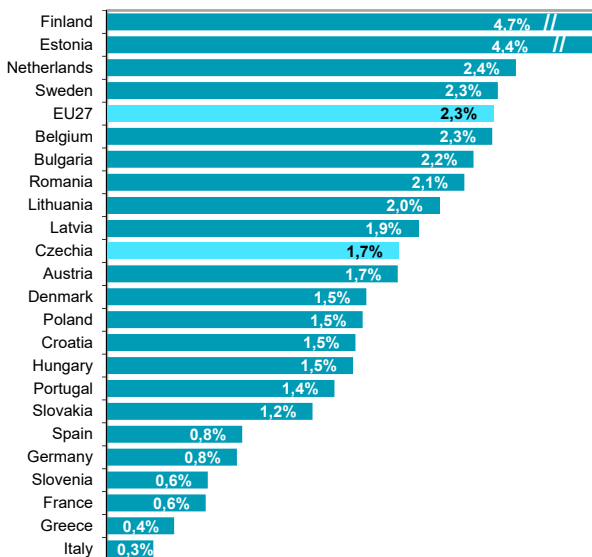
Figure F16 Computer services and software imports, by countries



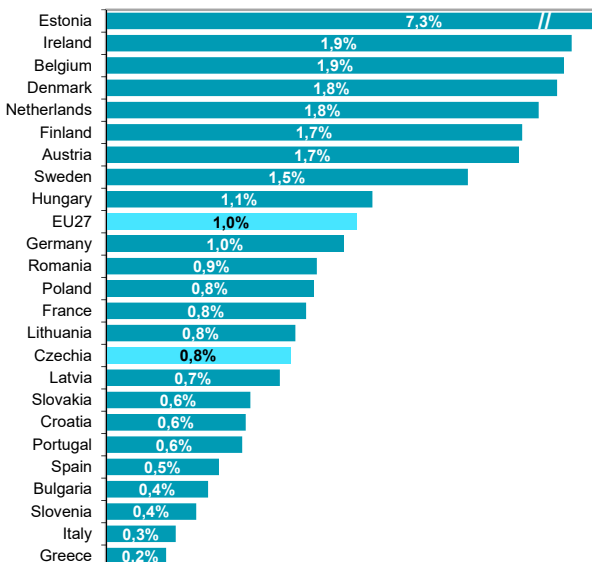
Source: CZSO, Survey on exports and imports of services

## F International trade in ICT services

**Figure F17 Computer services and software exports;**  
2021 (% of GDP)



**Figure F18 Computer services and software imports;**  
2021 (% of GDP)



Source: CZSO calculations based on Eurostat