

E International trade in ICT goods

Goods in the field of information and communication technologies (hereinafter referred to as ICT goods) are defined as goods whose main function is to carry out or enable communication or processing of information, including their recording, transmission and display by electronic means (OECD 2009).

More detailed data for ICT goods are available only according to **statistics on the Cross-border movements of goods**, which refers exclusively to the physical movement of goods across borders. Data on the physical movement of goods inside and outside the territory of the Czech Republic are obtained in accordance with the requirements and needs of Eurostat.

Data on the movement of goods across borders are more detailed and better internationally comparable, but they do not indicate the trade in these goods, ie the change of ownership between residents and non-residents. On the contrary, this is taken into account by external trade statistics, which monitor the external trade in goods between Czech and foreign entities. More details on this issue of the dual concept of foreign trade can be found here: https://www.czso.cz/csu/czso/2-vzonu_m and here:

https://www.czso.cz/csu/czso/external_trade_in_goods_according_to_the_movement_cross_border_concept- .

The list of ICT goods was first defined in 2003 by the OECD according to the International Customs Nomenclature of the **Harmonized Commodity Description** and Coding System of the World Customs Organization of 2002. At present, the list of ICT goods from the HS is based on 2017. More here: <https://bit.ly/3smUqu2>

The Czech Statistical Office has grouped individual items of ICT goods defined according to the HS 2017 nomenclature and the **Combined Nomenclature (CN)** of the European Union into the following five main categories:

- **Computer equipment and peripherals,**
- **Communication equipment,**
- **Consumer electronics,**
- **Electronic components,**
- **ICT parts n.e.s.**

Detailed information to Combined Nomenclature are here (*only in Czech*): <https://www.celnisprava.cz/cz/clo/sazebni-zarazeni-zbozi/spolecny-celni-sazebnik-es/Stranky/default.aspx>

Data for the Czech Republic comes from the Cross-border movements of goods database, for more see <https://apl.czso.cz/pll/stazo/STAZO.STAZO?jazyk=EN&prvni=N>.

Data for **international comparisons** come from **Eurostat** data sources.

Data for international comparisons refer to the reported or nearest available year. More information at.:

<https://ec.europa.eu/eurostat/web/international-trade-in-goods/data/database>

For further information on ICT external trade see (*only in Czech*): https://www.czso.cz/csu/czso/zahranicni_obchod_s_ict_zbozim

E International trade in ICT goods

Table E1 ICT goods exports from Czechia

CZK million

	2019	2020	2021
Total	740 780	798 057	766 230
Computer equipment and peripherals	335 466	364 383	356 328
Communication equipment	242 408	259 421	235 585
Consumer electronics	71 661	70 864	73 694
Electronic components	38 808	45 845	47 816
ICT parts n.e.s.	52 438	57 544	52 806

Figure E1 ICT goods exports

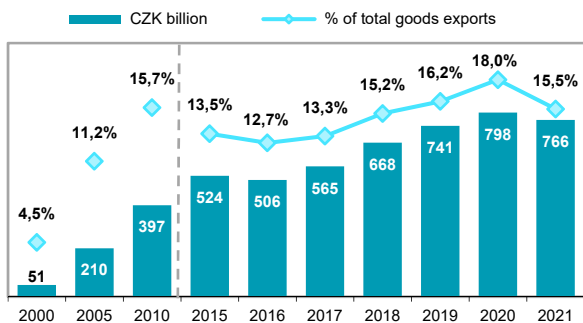


Figure E2 ICT goods exports, by commodities

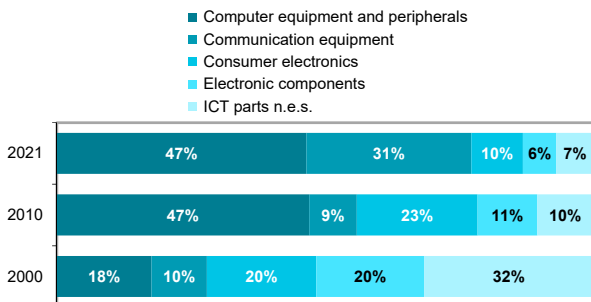
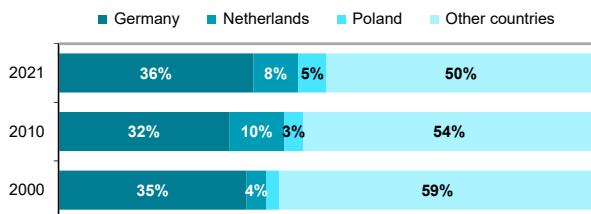


Figure E3 ICT goods exports, by countries



Source: CZSO, Cross-border movements of goods database

E International trade in ICT goods

Figure E4 ICT goods exports; 2021
(% of total goods exports)

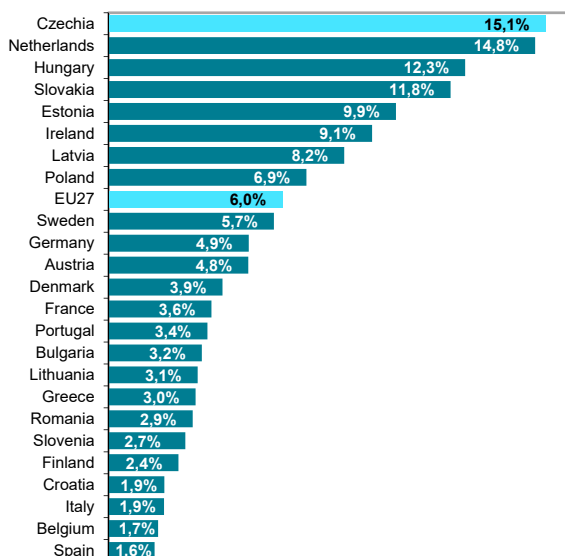
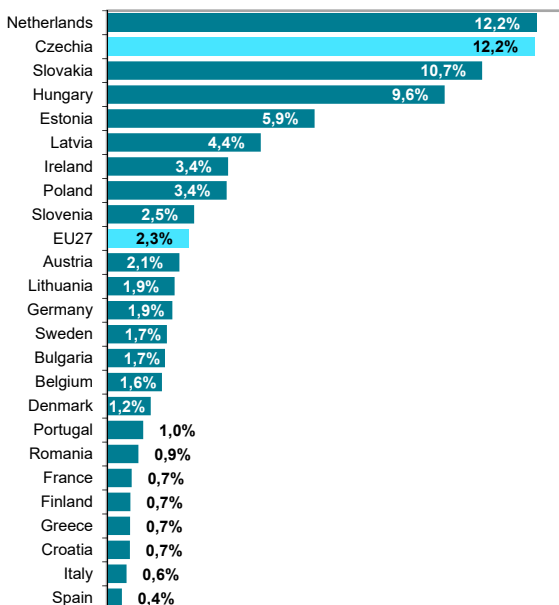


Figure E5 ICT goods exports; 2021 (% of GDP)



Source: CZSO calculations based on Eurostat

E International trade in ICT goods

Table E2 ICT goods imports to Czechia

CZK million

	2019	2020	2021
Total	715 750	796 391	780 412
Computer equipment and peripherals	224 436	253 026	275 788
Communication equipment	255 061	264 728	223 242
Consumer electronics	51 065	52 205	56 583
Electronic components	93 257	106 347	105 822
ICT parts n.e.s.	91 931	120 086	118 976

Figure E6 ICT goods imports

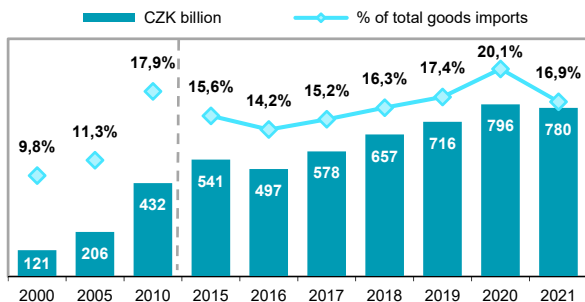


Figure E7 ICT goods imports, by commodities

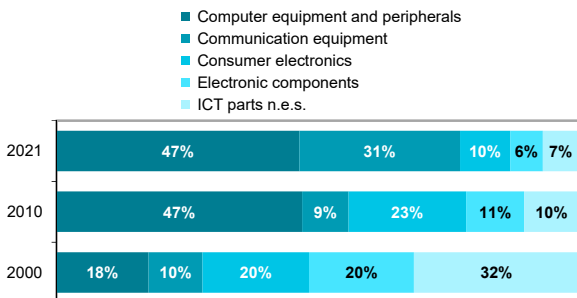
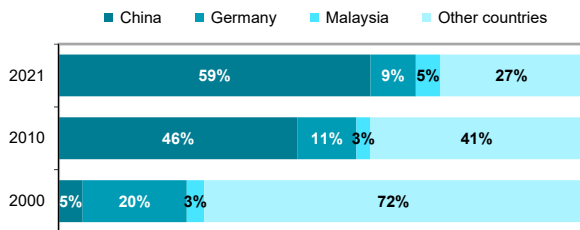


Figure E8 ICT goods imports, by countries



Source: CZSO, Cross-border movements of goods database

E International trade in ICT goods

Figure E9 ICT goods imports; 2021
(% of total goods imports)

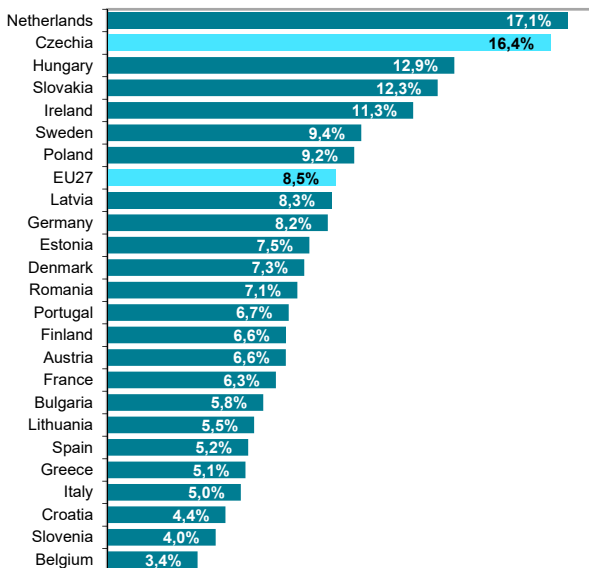
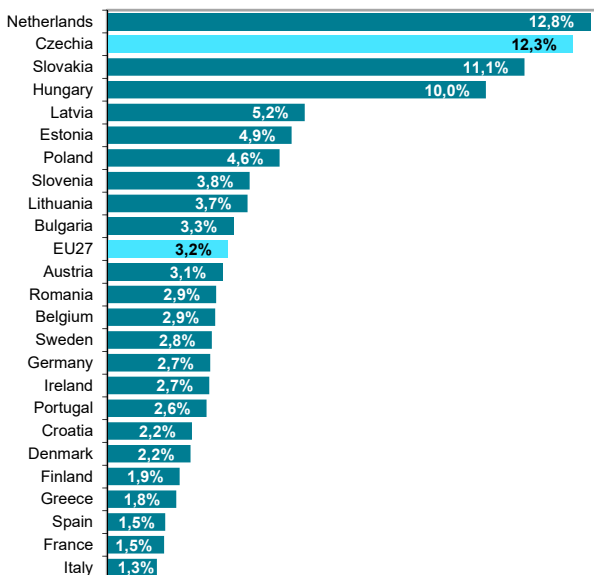


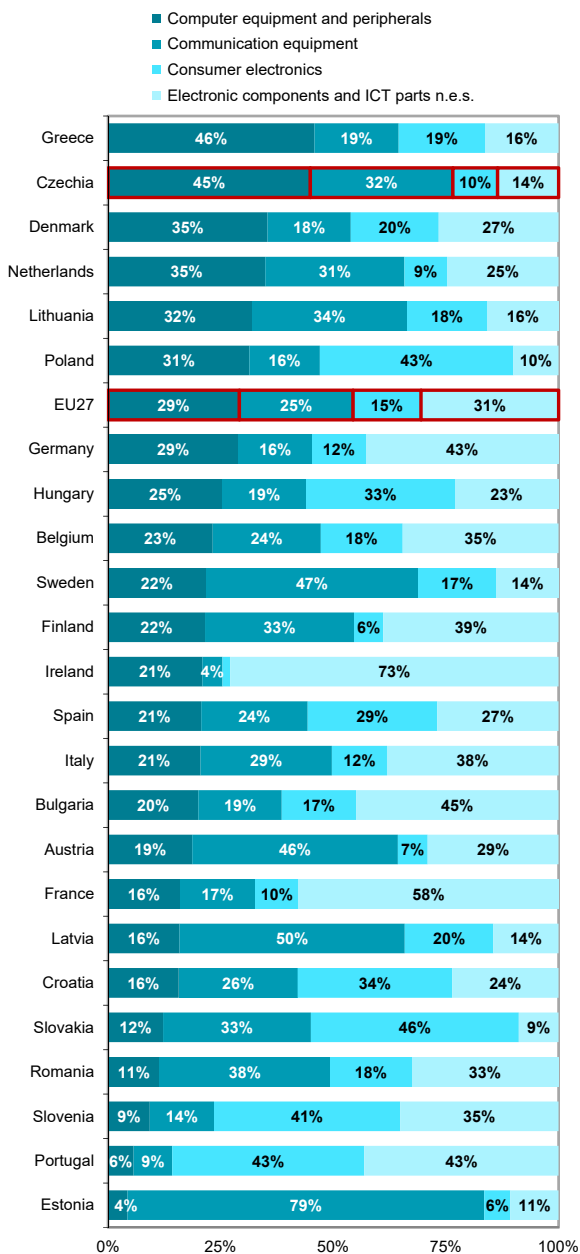
Figure E10 ICT goods imports; 2021 (% of GDP)



Source: CZSO calculations based on Eurostat

E International trade in ICT goods

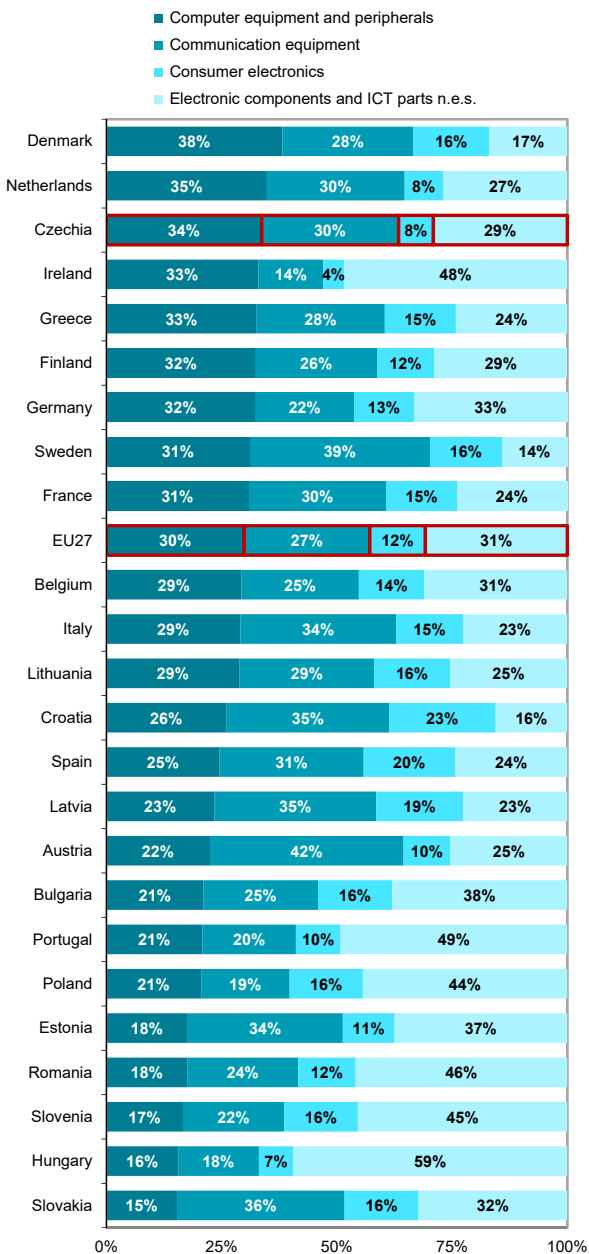
Figure E11 ICT goods exports, by commodities; 2021



Source: CZSO calculations based on Eurostat

E International trade in ICT goods

Figure E12 ICT goods imports, by commodities; 2021



Source: CZSO calculations based on Eurostat

E International trade in ICT goods

Table E3 Computer equipment exports from Czechia

CZK million

	2019	2020	2021
Total	335 466	364 383	356 328
Portable computers	78 471	105 748	117 744
Other computers	153 517	146 524	132 128
Computer peripherals, total	103 478	112 111	106 456
Storage units	44 588	43 498	45 554
Sound, video, network and similar cards	20 388	24 575	16 641
Monitors used with computers	22 392	23 591	22 115
Printers, copying or faxing machines	5 251	4 742	5 370
Other input or output peripherals*	10 859	15 705	16 777

* Keyboards; joysticks, computer mice, scanners or optical readers

Figure E13 Computer equipment exports

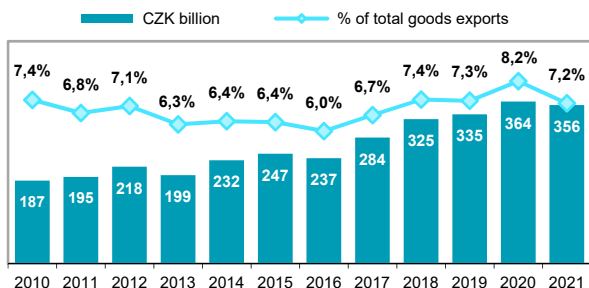


Figure E14 Computer equipment exports, by commodities

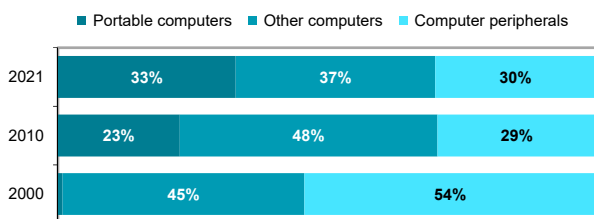
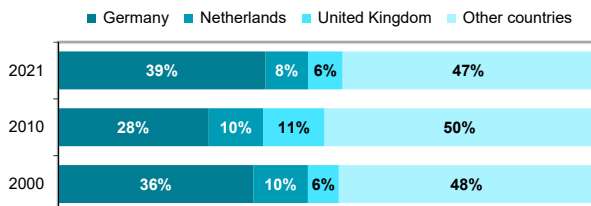


Figure E15 Computer equipment exports, by countries



Source: CZSO, Cross-border movements of goods database

E International trade in ICT goods

Table E4 Computer equipment imports to Czechia

CZK million

	2019	2020	2021
Total	224 436	253 026	275 788
Portable computers	83 235	110 222	125 104
Other computers	24 700	22 898	26 381
Computer peripherals, total	116 501	119 906	124 303
Storage units	51 090	56 006	56 030
Sound, video, network and similar cards	23 000	18 083	18 557
Monitors used with computers	22 034	21 952	23 738
Printers, copying or faxing machines	7 387	6 001	6 832
Other input or output peripherals*	12 990	17 863	19 146

* Keyboards; joysticks, computer mice, scanners or optical readers

Figure E16 Computer equipment imports

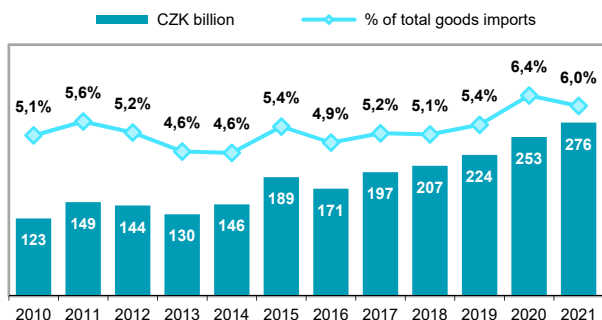


Figure E17 Computer equipment imports, by commodities

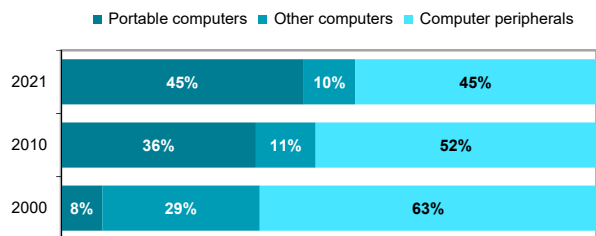
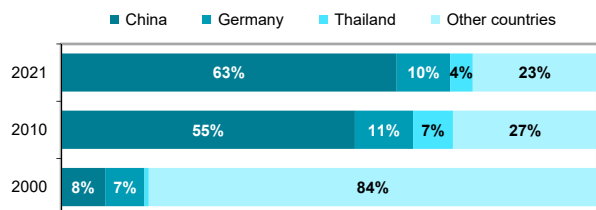


Figure E18 Computer equipment imports, by countries



Source: CZSO, Cross-border movements of goods database

E International trade in ICT goods

Table E5 Communication equipment exports from Czechia

CZK million

	2019	2020	2021
Total	242 408	259 421	235 585
Mobile phones	153 944	149 863	118 324
Other communication equipment	88 463	109 558	117 262

Figure E19 Communication equipment exports

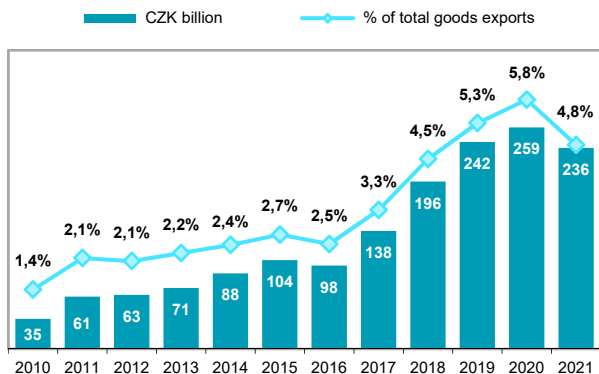


Figure E20 Communication equipment exports by commodities

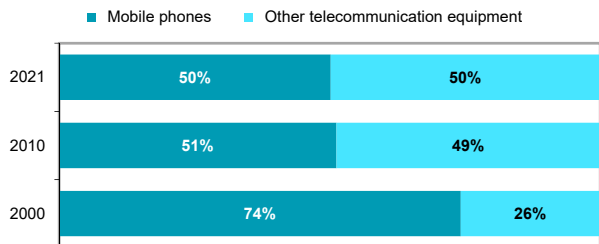
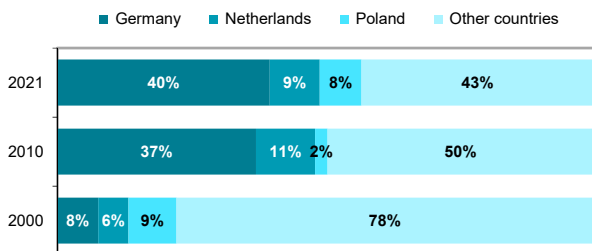


Figure E21 Communication equipment exports, by countries



Source: CZSO, Cross-border movements of goods database

E International trade in ICT goods

Table E6 Communication equipment imports to Czechia

CZK million

	2019	2020	2021
Total	255 061	264 728	223 242
Mobile phones	165 170	165 790	123 691
Other communication equipment	89 891	98 938	99 551

Figure E22 Communication equipment imports

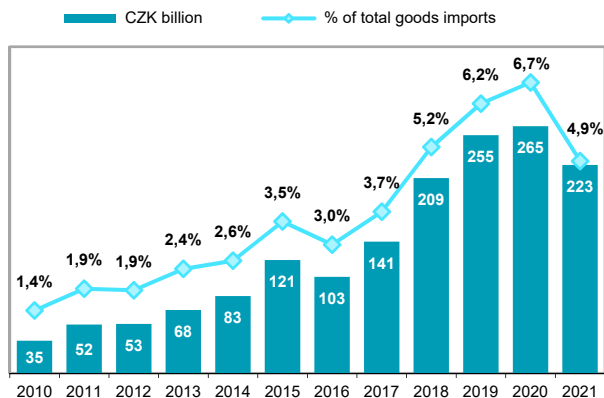


Figure E23 Communication equipment imports by commodities

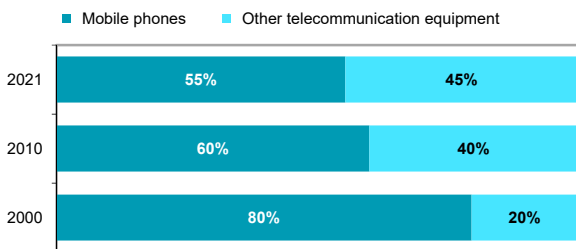
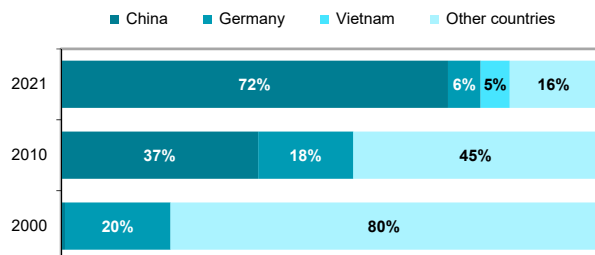


Figure E24 Communication equipment imports, by countries



Source: CZSO, Cross-border movements of goods database

E International trade in ICT goods

Table E7 Consumer electronics exports from Czechia

CZK million

	2019	2020	2021
Total	71 661	70 864	73 694
Radio and TV receivers	28 407	26 238	22 173
Sound and image recording and reproducing apparatuses	16 038	17 099	19 884
Consumer electronics accessories*	27 215	27 528	31 637

Headphones, earphones and combined microphone/speaker sets; Audio-frequency electric amplifiers; Electric sound amplifier sets; Non-recorded media

Figure E25 Consumer electronics exports

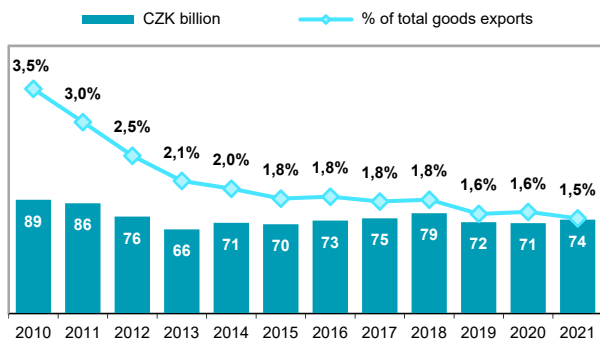


Figure E26 Consumer electronics exports, by commodities

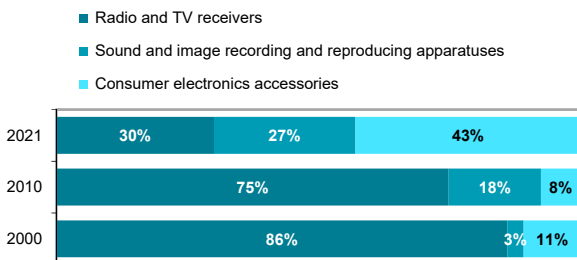
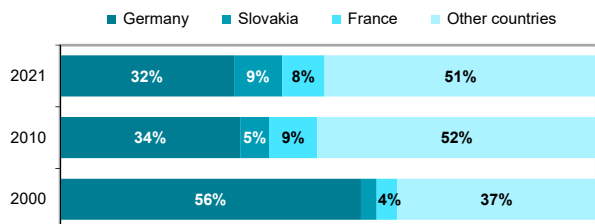


Figure E27 Consumer electronics exports, by countries



Source: CZSO, Cross-border movements of goods database

E International trade in ICT goods

Table E8 Consumer electronics imports to Czechia

CZK million

	2019	2020	2021
Total	51 065	52 205	56 583
Radio and TV receivers	16 784	18 051	16 558
Sound and image recording and reproducing apparatuses	16 590	17 021	20 194
Consumer electronics accessories*	17 691	17 132	19 831

Headphones, earphones and combined microphone/speaker sets; Audio-frequency electric amplifiers; Electric sound amplifier sets; Non-recorded media

Figure E28 Consumer electronics imports

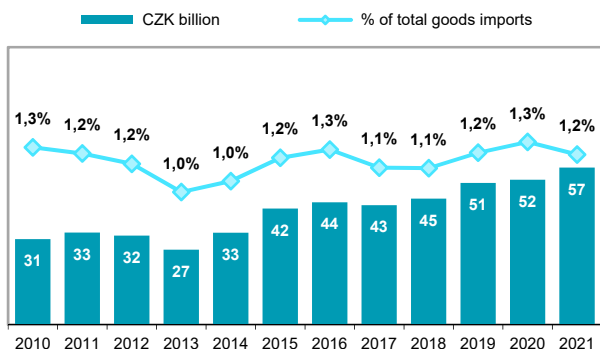


Figure E29 Consumer electronics imports, by commodities

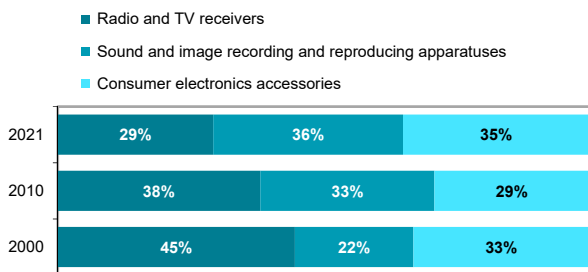
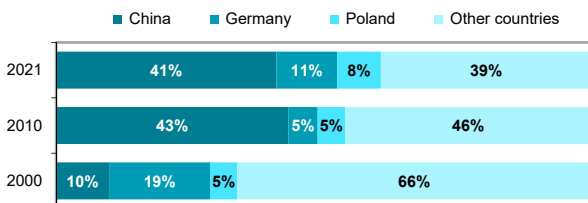


Figure E30 Consumer electronics imports, by countries



Source: CZSO, Cross-border movements of goods database

E International trade in ICT goods

Table E9 Electronic components exports from Czechia

CZK million

	2019	2020	2021
Total	38 808	45 845	47 816
Electronic integrated circuits	27 067	34 631	33 976
Printed circuits	4 668	5 168	6 601
Other electronic components	7 072	6 046	7 239

Figure E31 Electronic components exports

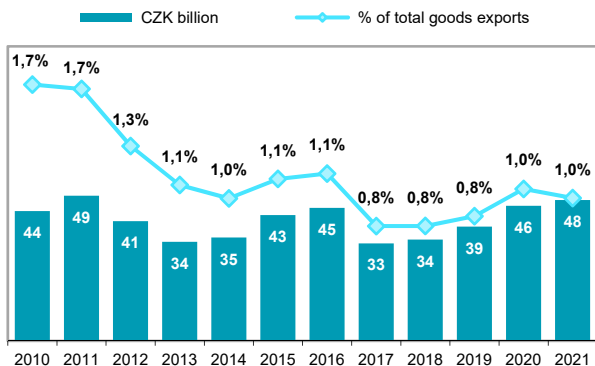


Figure E32 Electronic components exports, by commodities

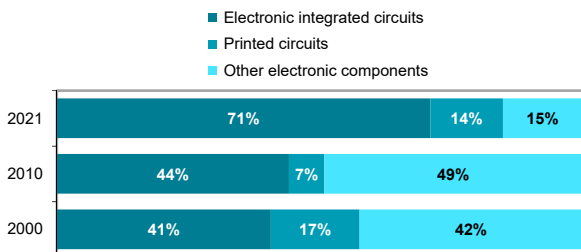
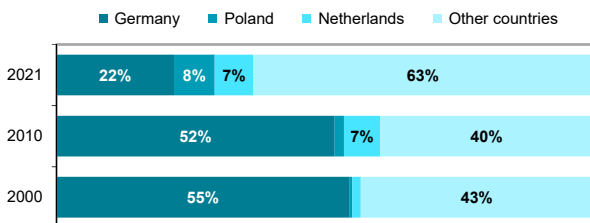


Figure E33 Electronic components exports, by countries



Source: CZSO, Cross-border movements of goods database

E International trade in ICT goods

Table E10 Electronic components imports to the Czechia

CZK million

	2019	2020	2021
Total	93 257	106 347	105 822
Electronic integrated circuits	71 185	86 867	79 010
Printed circuits	11 333	9 663	12 912
Other electronic components	10 738	9 818	13 901

Figure E34 Electronic components imports

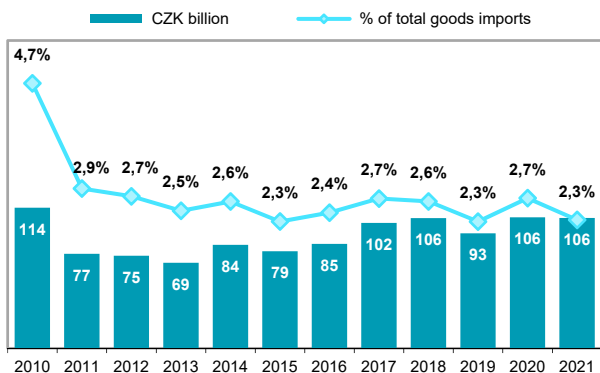


Figure E35 Electronic components imports, by commodities

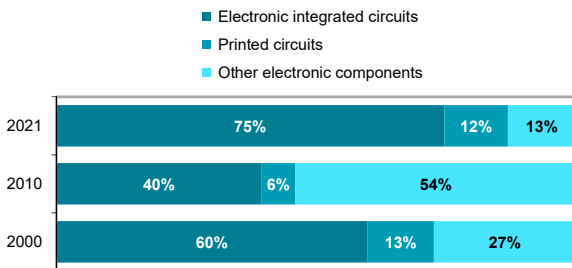
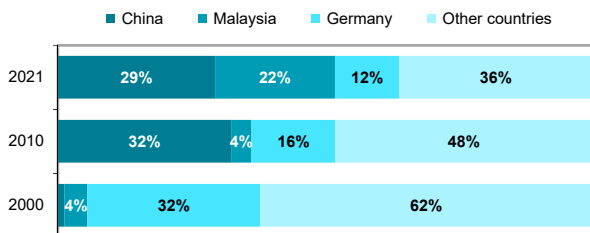


Figure E36 Electronic components imports, by countries



Source: CZSO, Cross-border movements of goods database

E International trade in ICT goods

Table E11 Exports of ICT parts n.e.s. from Czechia

CZK million

	2019	2020	2021
Total	52 438	57 544	52 806
Parts and accessories n.e.s. of computers	29 897	32 972	32 278
telecommunication equipment	12 979	15 531	11 398
consumer electronics	9 561	9 041	9 131

Figure E37 Exports of ICT parts and accessories n.e.s.

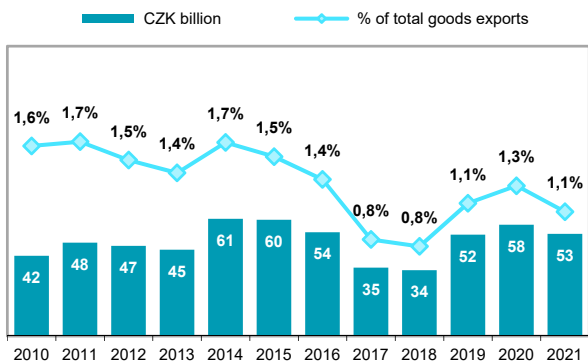


Figure E38 Exports of ICT parts n.e.s., by commodities

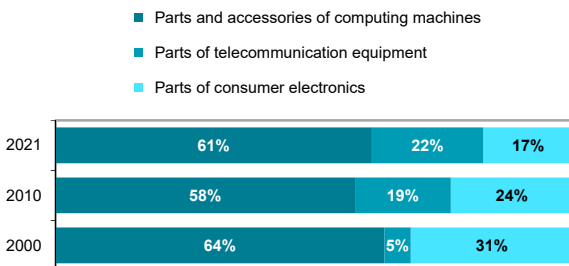
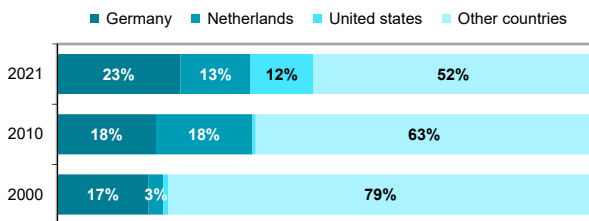


Figure E39 Exports of ICT parts n.e.s., by countries



Source: CZSO, Cross-border movements of goods database

E International trade in ICT goods

Table E12 Imports of ICT parts n.e.s. to Czechia

	CZK million		
	2019	2020	2021
Total	91 931	120 086	118 976
Parts and accessories n.e.s. of computers	57 829	88 399	86 869
telecommunication equipment	8 923	9 699	8 230
consumer electronics	25 179	21 988	23 877

Figure E40 Imports of ICT parts and accessories n.e.s.

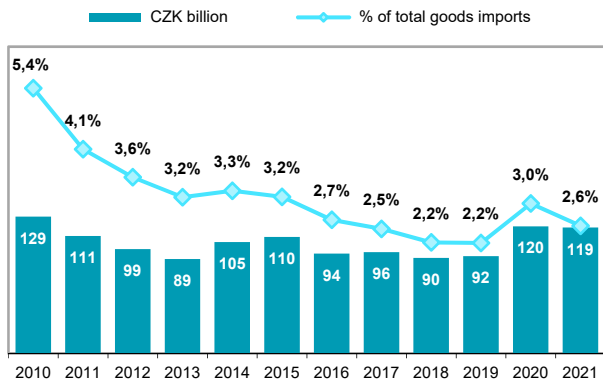


Figure E41 Imports of ICT parts n.e.s., by commodities

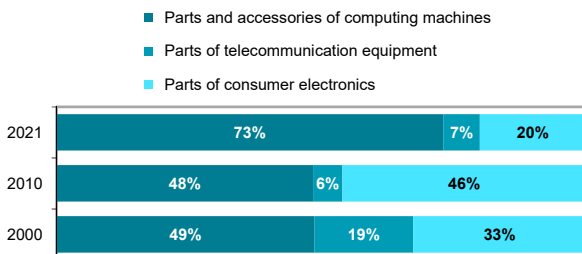
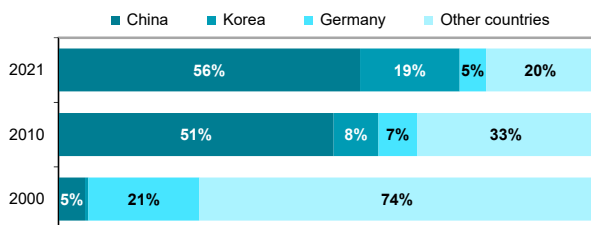


Figure E42 Imports of ICT parts n.e.s., by countries



Source: CZSO, Cross-border movements of goods database

E International trade in ICT goods

Figure E43 Balance of cross-border movement of Computer equipment and peripherals (CZK billion)

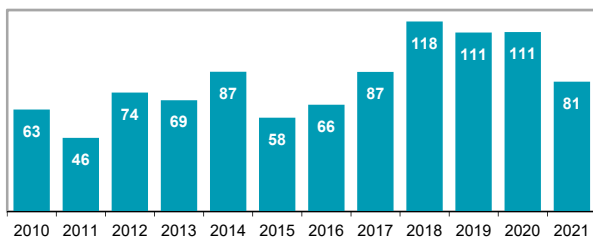


Figure E44 Balance of cross-border movement of Communication equipment (CZK billion)

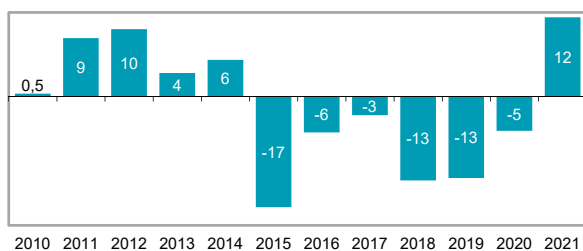


Figure E45 Balance of cross-border movement of Consumer electronics (CZK billion)

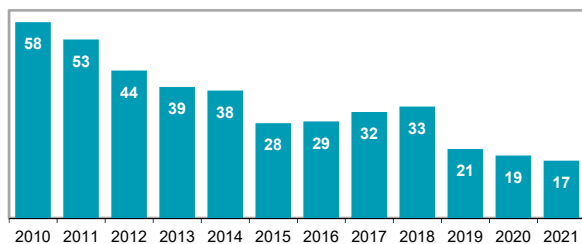
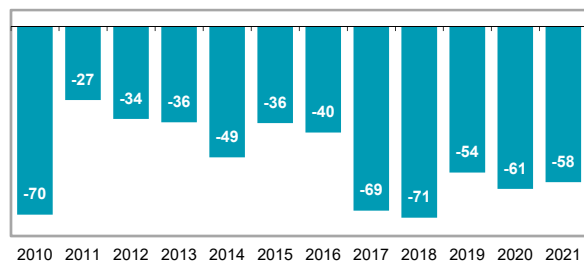


Figure E46 Balance of cross-border movement of Electronic components (CZK billion)



Source: CZSO, Cross-border movements of goods database