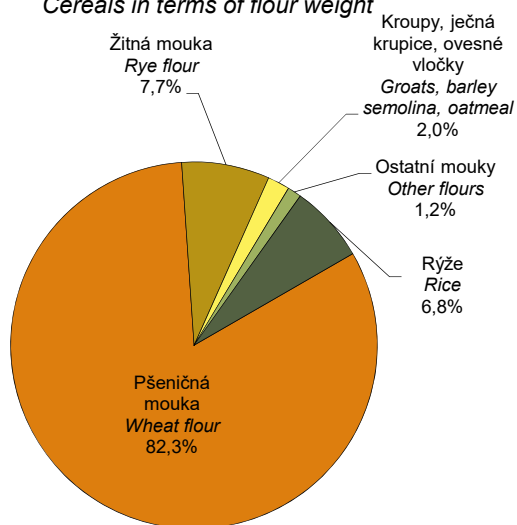


Graf 9 **STRUKTURA SPOTŘEBY VYBRANÝCH POTRAVIN V ROCE 2020**  
*Structure of consumption of selected kinds of food in 2020*

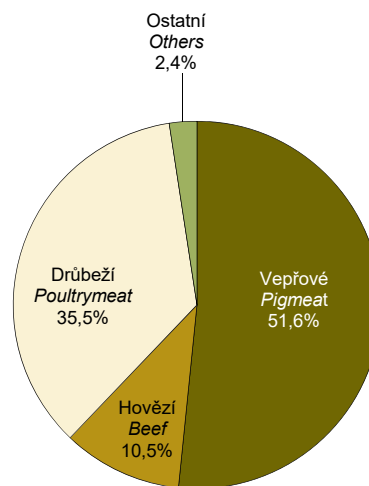
**OBILOVINY V HODNOTĚ MOUKY**

*Cereals in terms of flour weight*



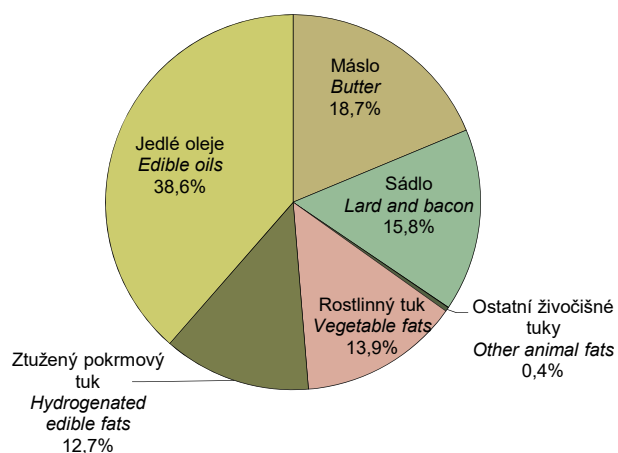
**MASO V HODNOTĚ NA KOSTI**

*Meat in terms of carcass weight*



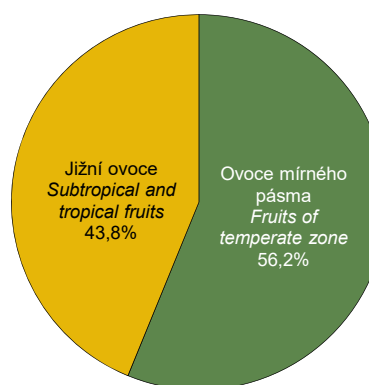
**TUKY A OLEJE**

*Fats and oils*



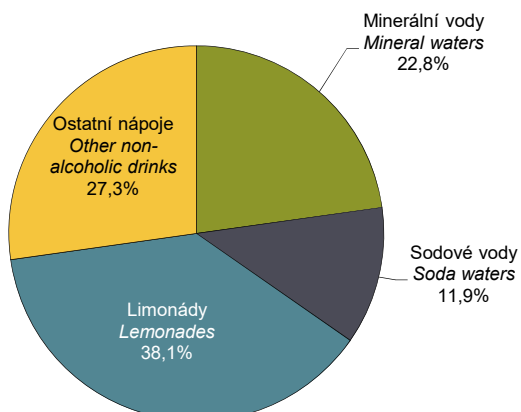
**OVOCE V HODNOTĚ ČERSTVÉHO**

*Fruit in terms of fresh*



**MINERÁLNÍ VODY A NEALKOHOLICLÉ NÁPOJE**

*Mineral waters and non-alcoholic beverages*



**ALKOHOLICKÉ NÁPOJE**

*Alcoholic beverages*

