

F International trade in ICT services

Services in the field of information and communication technologies (hereinafter as the **ICT services**) are defined as services that must primarily be intended to fulfil or enable the function of information processing and communication **by electronic means**, including their record, transmission, and display (OECD, 2009).

Respective items of the ICT services are defined based on the **Extended Balance of Payment Services Classification (EBOPS 2010)** and subdivided into **two main categories** as follows:

- **Telecommunication services (code SI1/9.1)** include, first of all, transactions of Czech and foreign telecommunication operators for implemented international calls by means of fixed or mobile telephone networks. Other telecommunication services involve payments for the access to the Internet, cable television, and to other computer networks, including providing of services as e-mail, video conferences, or transmitting of audio-visual signal over the Internet, cable networks or satellites.
- **Computer services (code SI22/9.2.2)** consist mainly of consultancy services in the fields of hardware and software of computers, including maintenance and repairs of both hardware and software and services related to data processing.
- **Computer software (code SI21/9.2.1)** involves purchase and sale of tailor-made software and application (original computer software), including purchase and sale of ownership rights to such software or licence fees for the software use. Furthermore, it is also purchase and sale of standard software and applications supplied over the Internet, including purchase and sale of ownership rights to such software or licence fees for the software use. *Note 1: Computer services does not include purchase and sale of standard software packages supplied on physical media carriers (CD-ROMs, flash disks, etc.), or as a part of hardware (as Microsoft products, for instance), which are considered to be goods and are reported within the statistics on international trade in goods.* *Note 2: The computer software category includes here also licences to reproduce and/or distribute computer software (code SH3).*

More detailed information about the **EBOPS 2010 classification** can be found at: <https://unstats.un.org/unsd/classifications/Family/Detail/101>

Data on exports and imports of the ICT services come from the **Sample survey on exports and imports of services (ZO 1-04)** carried by the Czech Statistical Office (CZSO) quarterly. For more information about international trade in services statistics in the CZSO, see: <https://www.czso.cz/csu/czso/international-trade-in-services>

Note: The international trade in ICT services in the Czech Republic is dominated by transactions of foreign-controlled enterprises, units of multinationals enterprise groups.

Data on international trade in ICT services for the Czech Republic for 2020 are preliminary.

The **Eurostat Balance of Payments Database** was used as a data source for the **international comparison**. Data for international comparisons refer to the **reported or nearest available year**. More information about this data source can be found at: https://ec.europa.eu/eurostat/cache/metadata/en/bop_its6_esms.htm

Note: In the international comparison data for computer software do not include data for Licenses for the distribution or distribution of computer software (EBOPS 2010 code SH3) as for most countries these data are not available separately in the Eurostat database.

For further information on trade in ICT services, see (only in Czech):

https://www.czso.cz/csu/czso/zahranicni_obchod_s_ict_sluzbami

F International trade in ICT services

Table F1 ICT services exports from Czechia

	CZK million		
	2018	2019	2020
Total	91 441	105 286	118 327
Telecommunication services	17 077	14 286	17 314
Computer services	46 146	54 261	56 239
Computer software	28 217	36 739	44 774
by selected countries			
EU27, total	47 843	54 500	61 480
of which to Germany	15 445	16 432	18 664
Other countries, total	43 598	50 786	56 847
of which to the United States	17 688	23 027	26 589

Figure F1 ICT services exports

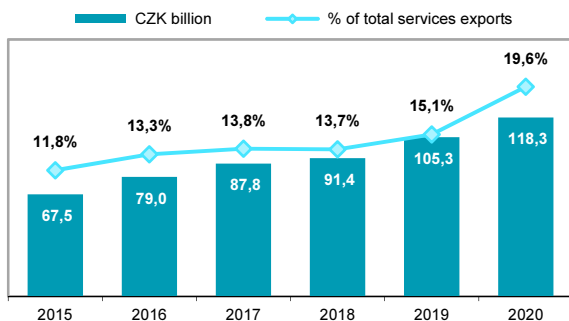


Figure F2 ICT services exports, by type of ICT services

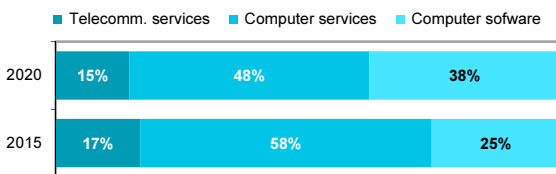
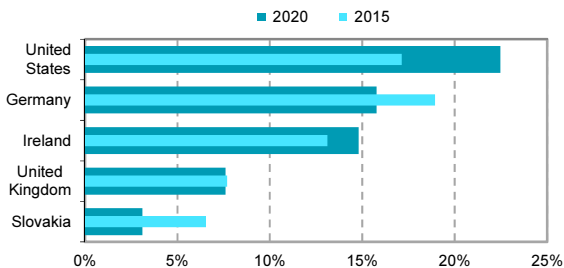


Figure F3 ICT services exports, by countries



Source: CZSO, Survey on exports and imports of services

F International trade in ICT services

Figure F4 ICT services exports; 2019
(% of total services exports)

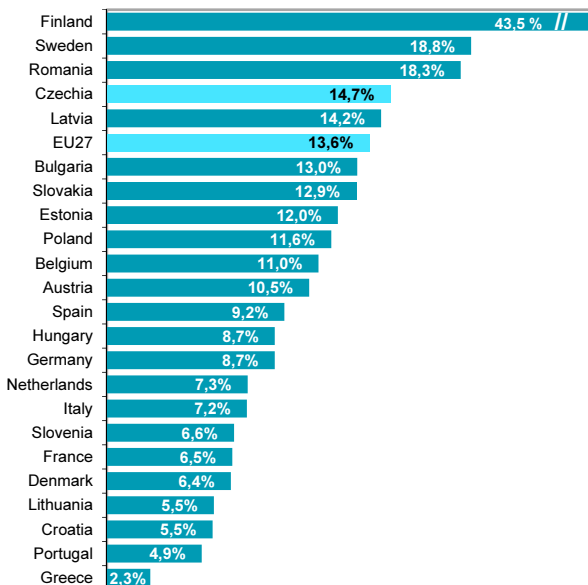
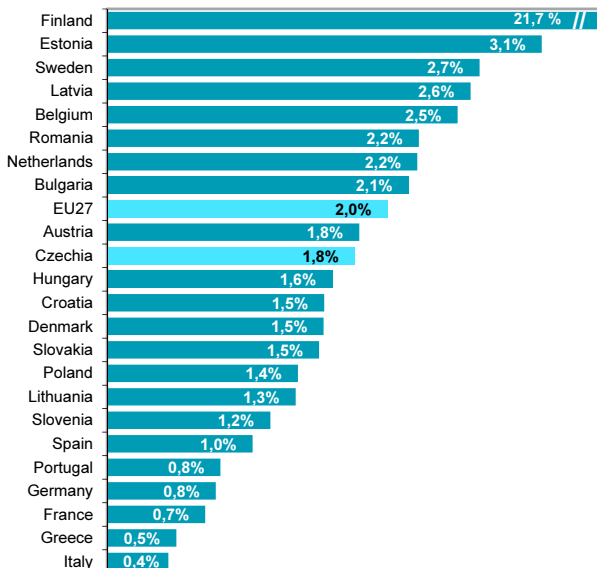


Figure F5 ICT services exports; 2019 (% of GDP)



Source: CZSO calculations based on Eurostat

F International trade in ICT services

Table F2 ICT services imports to Czechia

	CZK million		
	2018	2019	2020
Total	52 446	53 040	62 374
Telecommunication services	15 558	11 535	15 578
Computer services	26 390	29 715	31 501
Computer software	10 498	11 790	15 295
by selected countries			
EU27, total	31 591	31 122	37 287
of which to Germany	11 300	11 875	13 214
Other countries, total	20 855	21 918	25 088
of which to the United States	3 104	3 277	3 058

Figure F6 ICT services imports

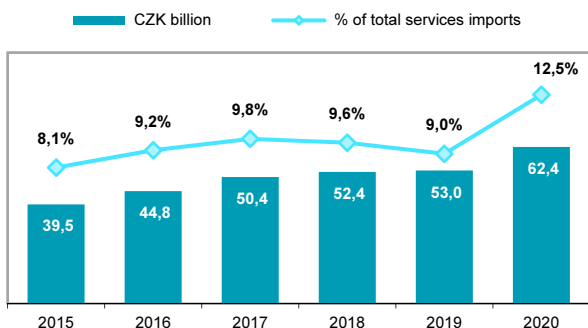


Figure F7 ICT services imports, by type of ICT services

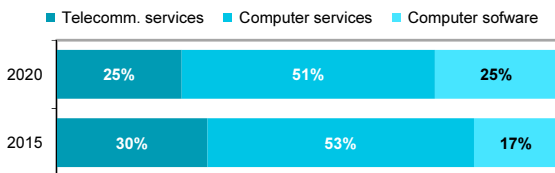
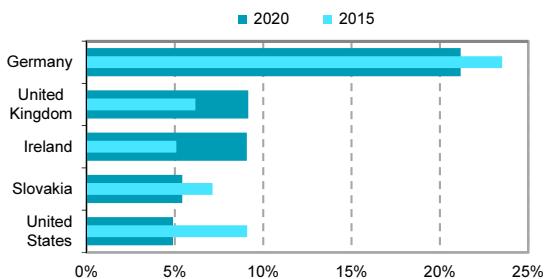


Figure F8 ICT services imports, by countries



Source: CZSO, Survey on exports and imports of services

F International trade in ICT services

Figure F9 ICT services imports, 2019
(% of total services imports)

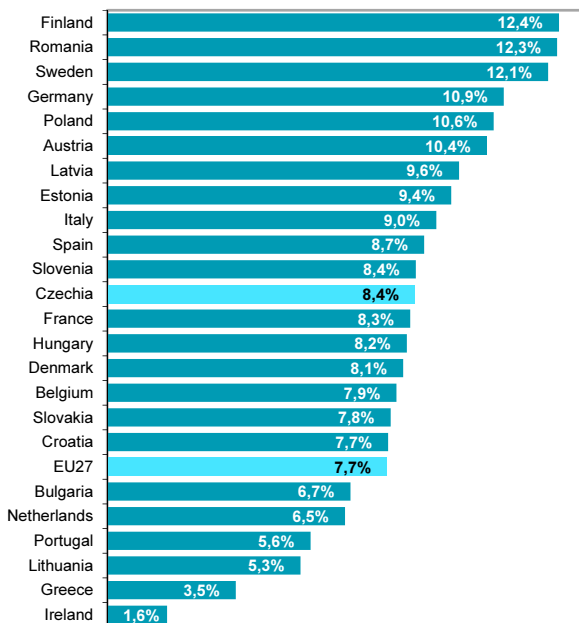
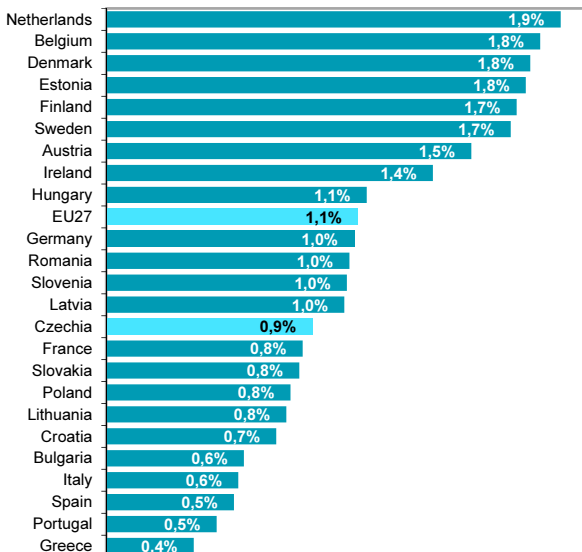


Figure F10 ICT services imports, 2019 (% of GDP)



Source: CZSO calculations based on Eurostat

F International trade in ICT services

Tab F3 Computer services and software exports from Czechia

CZK million

	2018	2019	2020
Total	74 364	91 000	101 013
Computer services	46 146	54 261	56 239
Computer software	28 217	36 739	44 774
by selected countries			
EU27, total	41 100	48 662	53 851
of which to Germany	13 370	15 128	16 738
Other countries, total	28 067	36 397	36 397
of which to the United States	16 099	21 625	24 965

Figure F11 Computer services and software exports

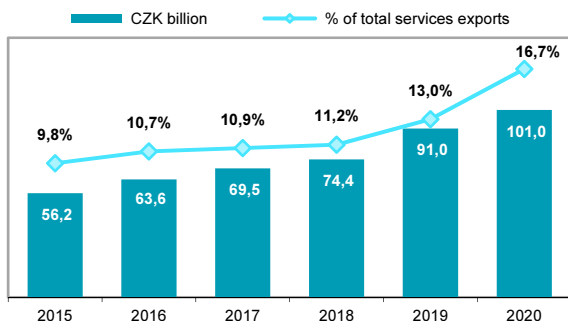


Figure F12 Computer services and software exports, by type of services

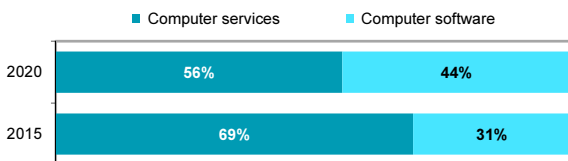
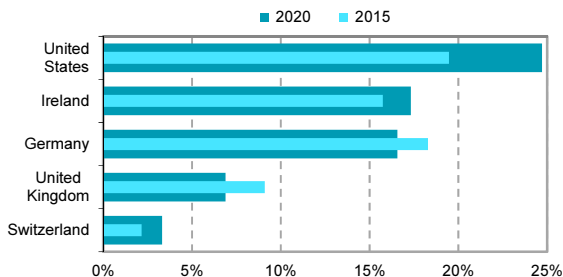


Figure F13 Computer services and software exports, by countries



Source: CZSO, Survey on exports and imports of services

F International trade in ICT services

Tab F4 Computer services and software imports to Czechia

	CZK million		
	2018	2019	2020
Total	36 888	41 504	46 796
Computer services	26 390	29 715	31 501
Computer software	10 498	11 790	15 295
by selected countries			
EU27, total	24 377	26 166	29 820
of which to Germany	9 832	10 761	11 242
Other countries, total	9 978	11 808	35 554
of which to the United States	2 875	3 097	2 800

Figure F14 Computer services and software imports

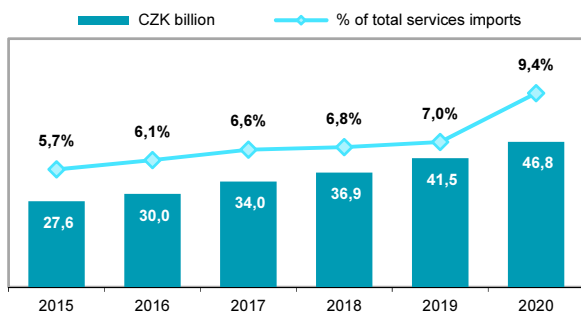


Figure F15 Computer services and software imports, by type of services

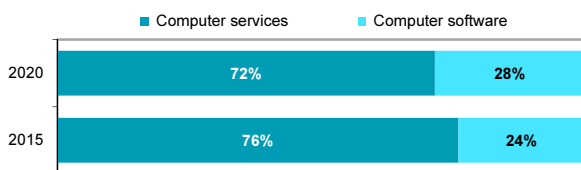
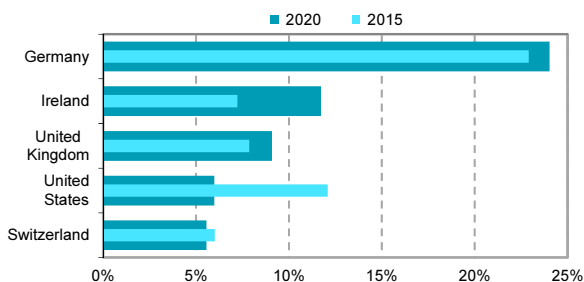


Figure F16 Computer services and software imports, by countries



Source: CZSO, Survey on exports and imports of services

F International trade in ICT services

Figure F17 Computer services and software exports;
2019 (% of GDP)

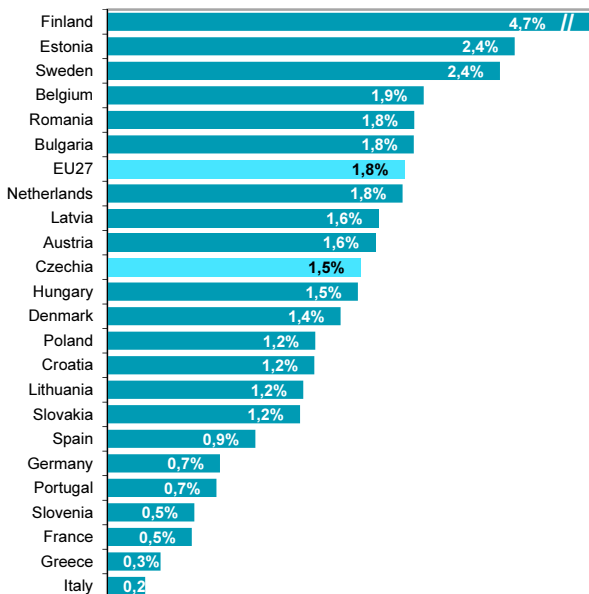


Figure F18 Computer services and software imports;
2019 (% of GDP)

