



Graf 2-1 Nejčastější příčiny hospitalizace podle pohlaví a věku v roce 2019
The most common causes of hospitalization by sex and age in 2019

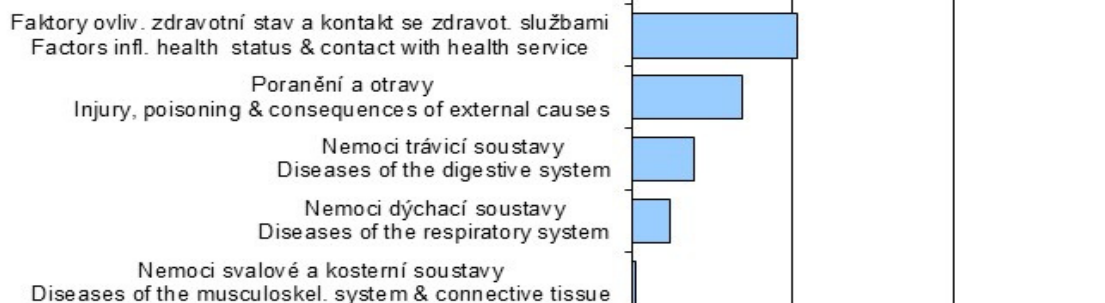
Ženy ve věku do 50 let *Females aged up to 50 years*



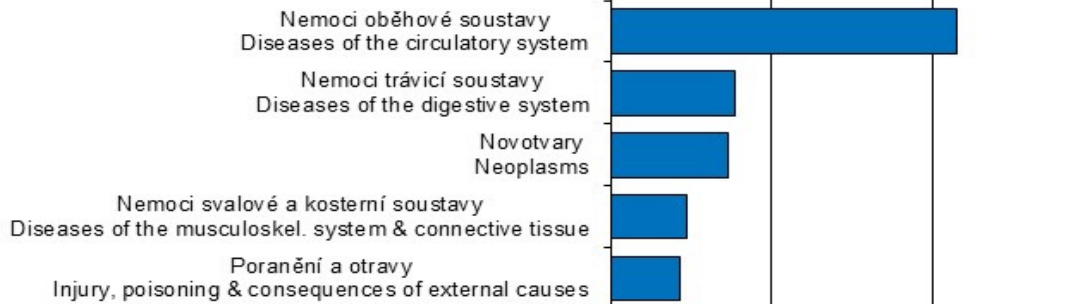
Ženy ve věku nad 50 let *Females aged*



Muži ve věku do 50 let *Males aged up to 50 years*



Muži ve věku nad 50 let *Males aged 50+ years*



20 000 70 000 120 000 170 000
Počet případů hospitalizace
Number of cases of hospitalization